

# Agriculture, Food & Natural Resources (5-Digit SOC) in Marathon County, WI



200 Washington St Ste 120  
Wausau, Wisconsin 54403-5530

# Contents

|   |    |
|---|----|
| What is Lightcast Data? .....           | 1  |
| Report Parameters .....                 | 2  |
| Workforce Map .....                     | 3  |
| Executive Summary .....                 | 4  |
| Supply (Jobs) .....                     | 5  |
| Demographic Details .....               | 9  |
| Compensation .....                      | 11 |
| Demand .....                            | 12 |
| What skills are they posting for? ..... | 17 |
| Occupation Gain and Drain .....         | 18 |
| Graduate Pipeline .....                 | 26 |
| Appendix A (Occupations) .....          | 27 |

## What is Lightcast Data?

Lightcast data is a hybrid dataset derived from official government sources such as the US Census Bureau, Bureau of Economic Analysis, and Bureau of Labor Statistics. Leveraging the unique strengths of each source, our data modeling team creates an authoritative dataset that captures more than 99% of all workers in the United States. This core offering is then enriched with data from online social profiles, resumés, and job postings to give you a complete view of the workforce.

Lightcast data is frequently cited in major publications such as *The Atlantic*, *Forbes*, *Harvard Business Review*, *The New York Times*, *The Wall Street Journal*, and *USA Today*.



## Report Parameters

### 86 Occupations

---

11-2022 Sales Managers

---

11-3071 Transportation, Storage, and Distribution  
Managers

---

11-9013 Farmers, Ranchers, and Other Agricultural  
Managers

---

11-9121 Natural Sciences Managers

---

13-1028 Buyers and Purchasing Agents

---

---

13-1041 Compliance Officers

---

13-1074 Farm Labor Contractors

---

13-2072 Loan Officers

---

15-1232 Computer User Support Specialists

---

*See Appendix A for all 86 Occupations*

---

### 1 County

---

55073 Marathon County, WI

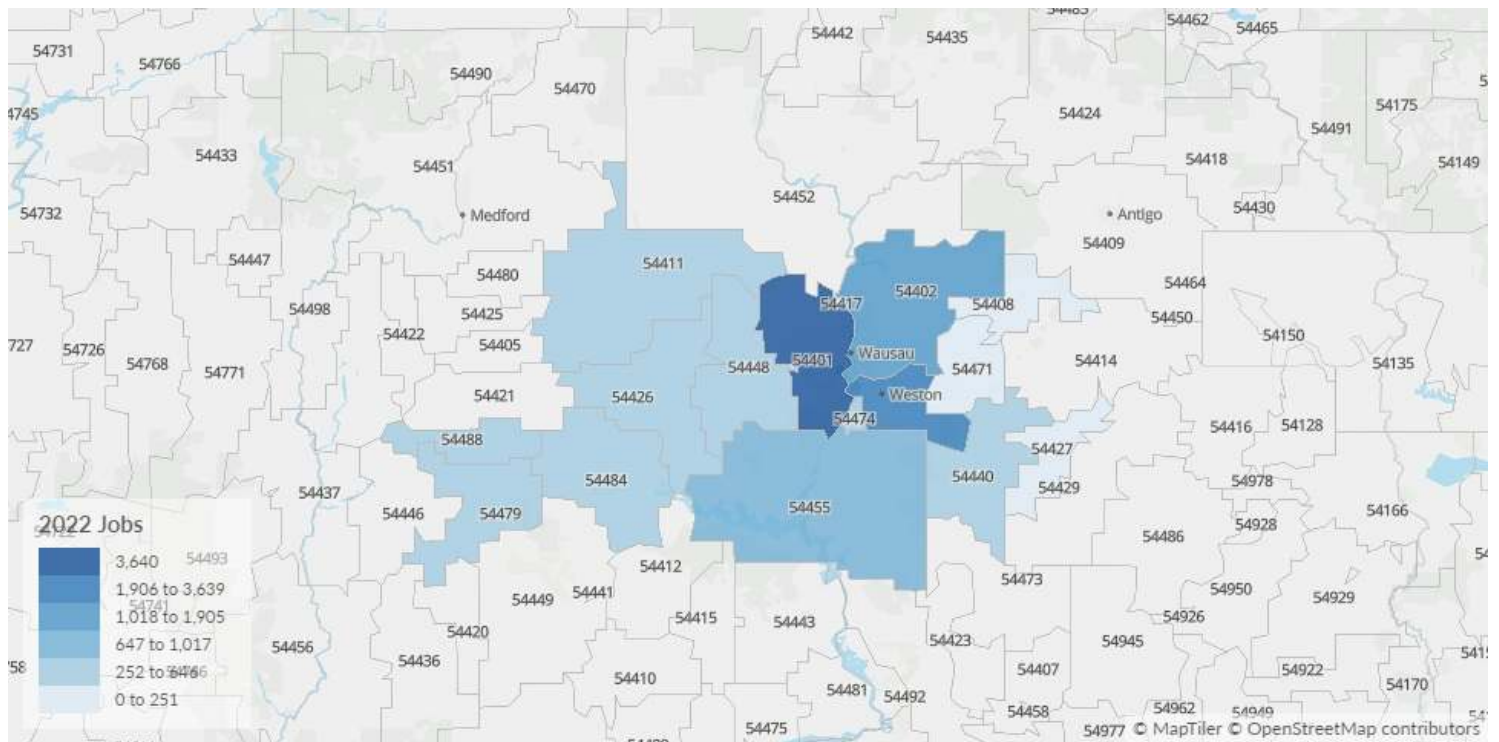
---

### Class of Worker

QCEW Employees, Non-QCEW Employees, and Self-Employed

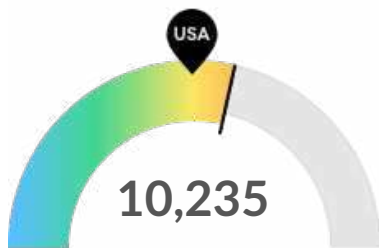
The information in this report pertains to the chosen occupations and geographical area.

# Workforce Map



## Executive Summary

### Light Hiring Competition Over a Deep Supply of Regional Talent



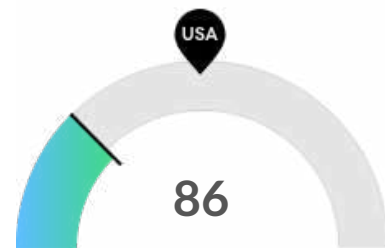
**Supply (Jobs)**

Marathon County, WI is a hotspot for this kind of talent. The national average for an area this size is 8,393\* employees, while there are 10,235 here.



**Compensation**

The cost for talent is about average in Marathon County, WI. The national median salary for your occupations is \$39,079, while you'll pay \$39,626 here.



**Demand (Job Postings)**

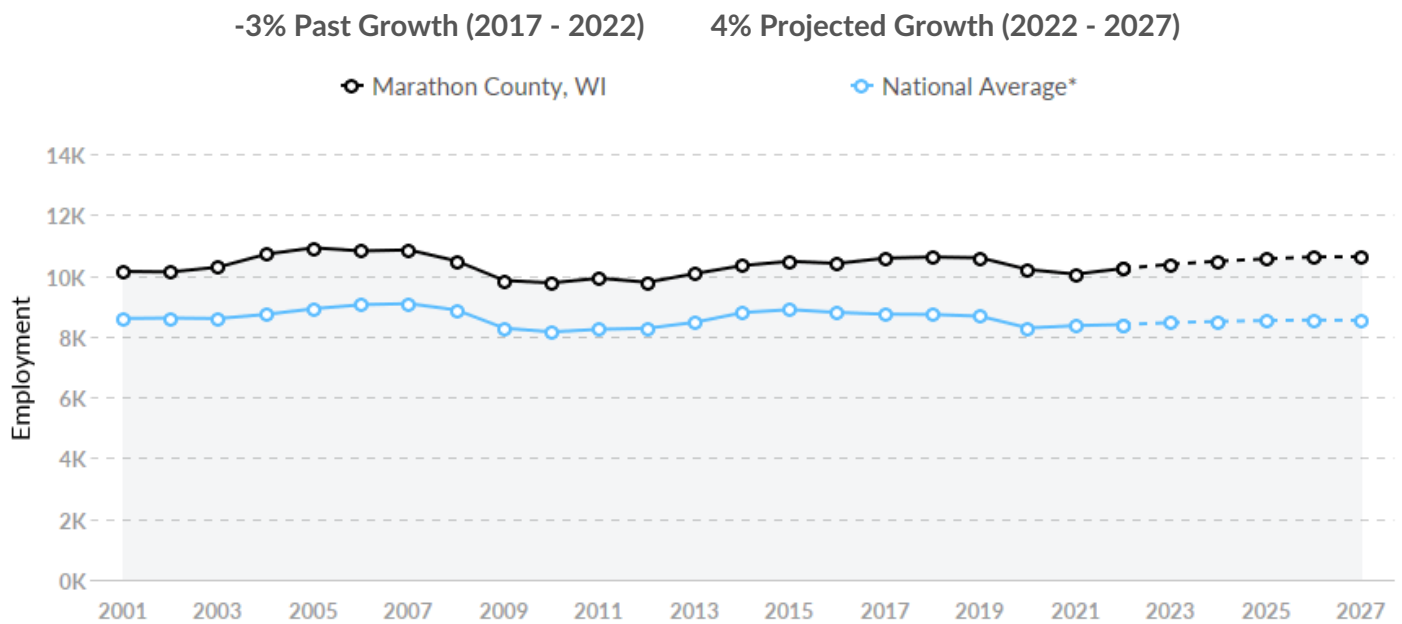
Competition from online job postings is low in Marathon County, WI. The national average for an area this size is 205\* job postings/mo, while there are 86 here.

\*National average values are derived by taking the national value for your occupations and scaling it down to account for the difference in overall workforce size between the nation and Marathon County, WI. In other words, the values represent the national average adjusted for region size.

# Supply (Jobs)

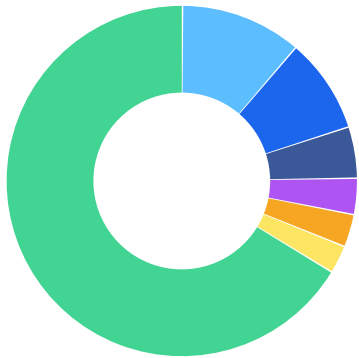
## Supply Is Higher Than the National Average

The regional vs. national average employment helps you understand if the supply of your occupations is a strength or weakness for Marathon County, WI, and how it is changing relative to the nation. An average area of this size would have 8,393\* employees, while there are 10,235 here. This higher than expected supply may make it easier to find candidates. The gap between expected and actual employment is expected to increase over the next 5 years.



\*National average values are derived by taking the national value for your occupations and scaling it down to account for the difference in overall workforce size between the nation and Marathon County, WI. In other words, the values represent the national average adjusted for region size.

## Most Jobs are Found in the Animal Production Industry Sector

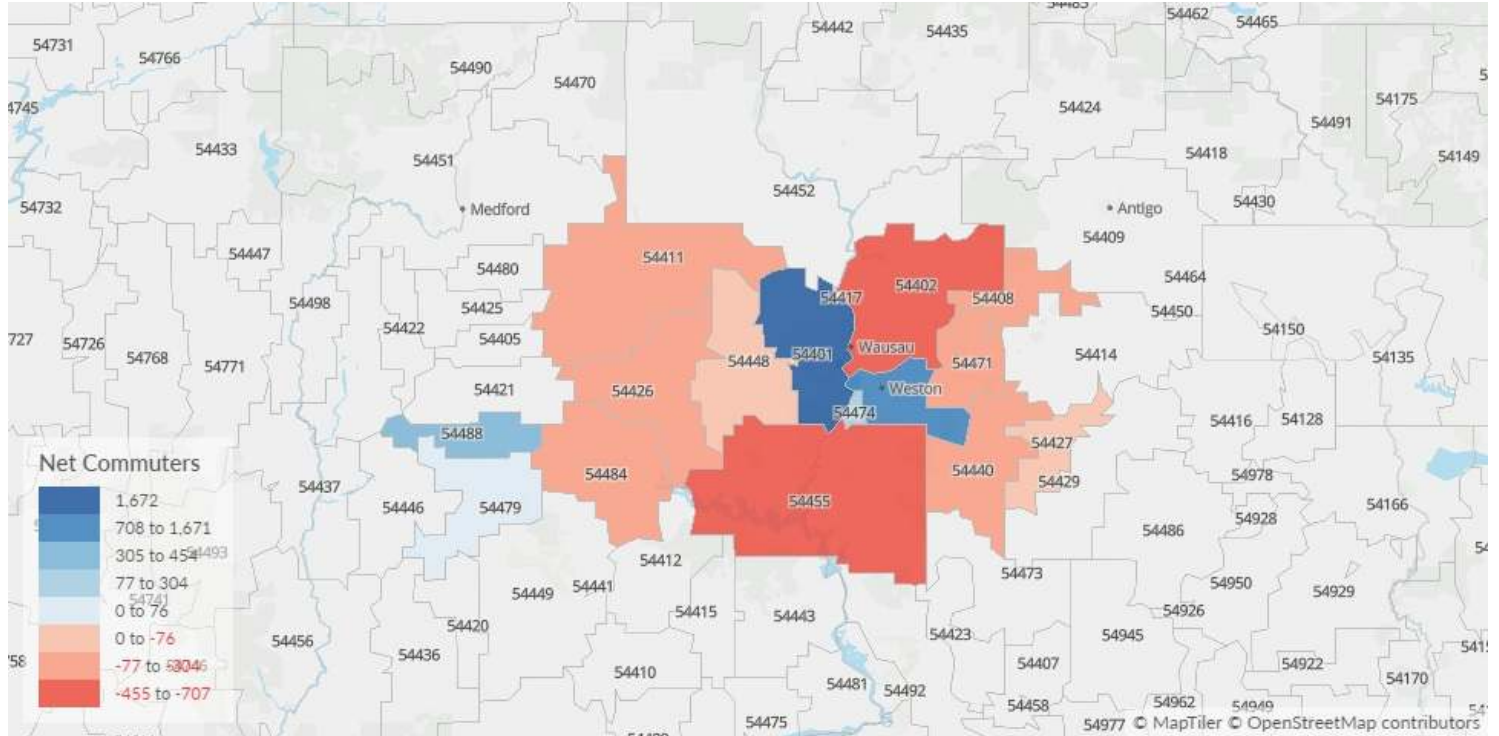


| Industry   | % of Occupation in Industry (2022) |
|--|------------------------------------|
| Animal Production  | 11.2%                              |
| Dairy Product Manufacturing  | 8.8%                               |
| Crop Production  | 4.7%                               |
| Architectural and Structural Metals Manufacturing                      | 3.3%                               |
| Building Material and Supplies Dealers                                 | 3.0%                               |
| General Merchandise Stores, including Warehouse Clubs and Supercenters | 2.6%                               |
| Other  | 66.4%                              |



## Place of Work vs Place of Residence

Understanding where talent in Marathon County, WI currently works compared to where talent lives can help you optimize site decisions.

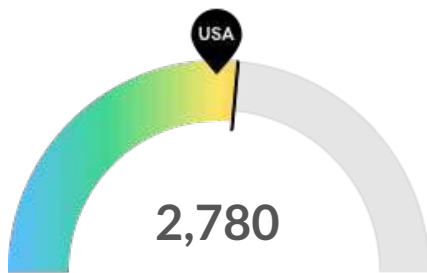


### Where Talent Works

### Where Talent Lives

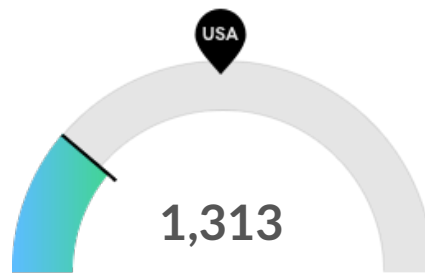
| ZIP   | Name                        | 2022 Employment | ZIP   | Name                        | 2022 Workers |
|-------|-----------------------------|-----------------|-------|-----------------------------|--------------|
| 54401 | Wausau, WI (in Maratho...   | 3,640           | 54401 | Wausau, WI (in Maratho...   | 1,968        |
| 54476 | Schofield, WI (in Marath... | 1,906           | 54403 | Wausau, WI (in Maratho...   | 1,473        |
| 54403 | Wausau, WI (in Maratho...   | 1,018           | 54455 | Mosinee, WI (in Marath...   | 1,225        |
| 54455 | Mosinee, WI (in Marath...   | 647             | 54476 | Schofield, WI (in Marath... | 1,198        |
| 54488 | Unity, WI (in Marathon ...  | 466             | 54411 | Athens, WI (in Maratho...   | 555          |

## Retirement Risk Is About Average, While Overall Diversity Is Low



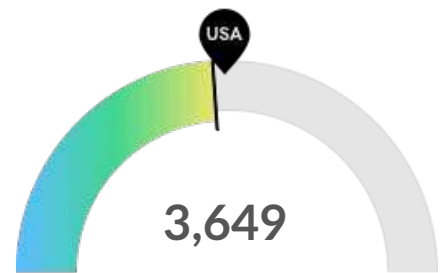
**Retiring Soon**

Retirement risk is about average in Marathon County, WI. The national average for an area this size is 2,554\* employees 55 or older, while there are 2,780 here.



**Racial Diversity**

Racial diversity is low in Marathon County, WI. The national average for an area this size is 3,594\* racially diverse employees, while there are 1,313 here.



**Gender Diversity**

Gender diversity is about average in Marathon County, WI. The national average for an area this size is 3,884\* female employees, while there are 3,649 here.

\*National average values are derived by taking the national value for your occupations and scaling it down to account for the difference in overall workforce size between the nation and Marathon County, WI. In other words, the values represent the national average adjusted for region size.

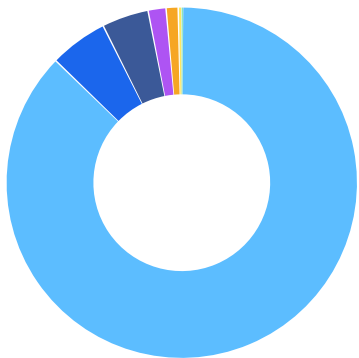
## Demographic Details

### Occupation Age Breakdown



|       | % of Jobs | Jobs  |
|-------|-----------|-------|
| 14-18 | 4.5%      | 457   |
| 19-24 | 10.4%     | 1,063 |
| 25-34 | 19.2%     | 1,964 |
| 35-44 | 20.0%     | 2,051 |
| 45-54 | 18.8%     | 1,919 |
| 55-64 | 19.3%     | 1,976 |
| 65+   | 7.9%      | 804   |

### Occupation Race/Ethnicity Breakdown



|   | % of Jobs | Jobs  |
|---|-----------|-------|
| White                                     | 87.2%     | 8,923 |
| Hispanic or Latino                        | 5.4%      | 549   |
| Asian                                     | 4.3%      | 441   |
| Black or African American                 | 1.6%      | 169   |
| Two or More Races                         | 1.1%      | 114   |
| American Indian or Alaska Native          | 0.3%      | 34    |
| Native Hawaiian or Other Pacific Islander | 0.1%      | 6     |

## Occupation Gender Breakdown

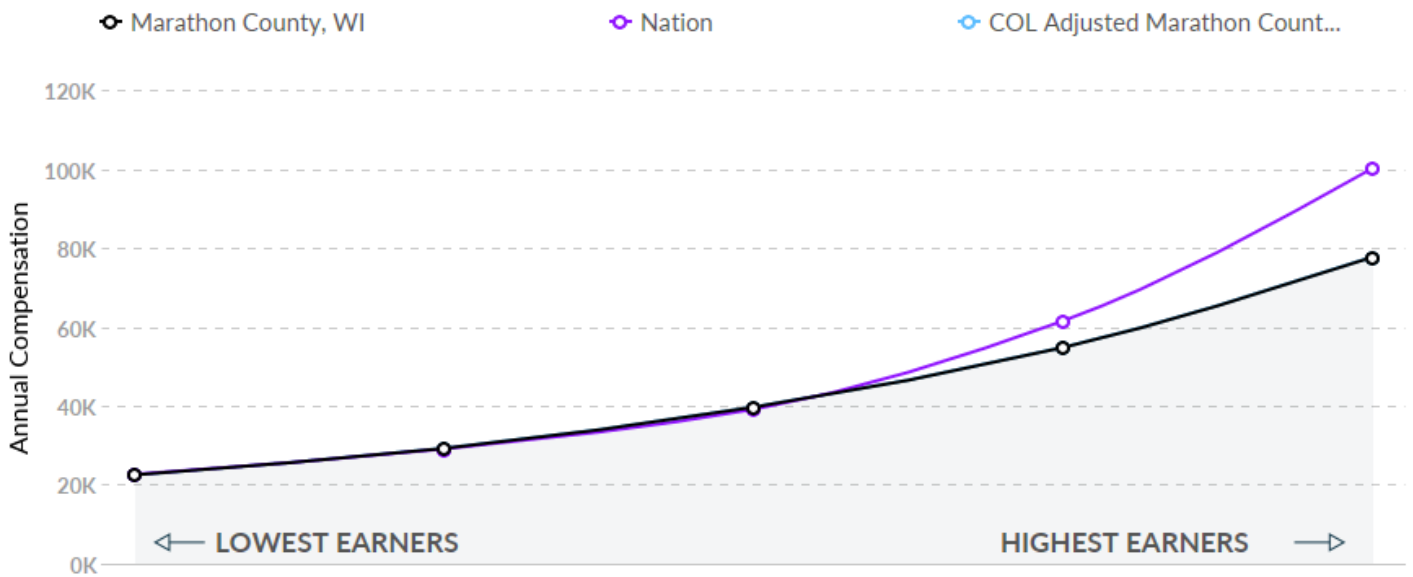


|           | % of Jobs | Jobs  |
|-----------|-----------|-------|
| ● Males   | 64.3%     | 6,586 |
| ● Females | 35.7%     | 3,649 |

# Compensation

## Talent Is 1% More Expensive

In 2021, the median compensation for your occupations in Marathon County, WI is \$39,626. Based on the national median wage of \$39,079 for this position, this means you will spend about 1% more to employ your occupations here. However, their actual purchasing power will be 2% greater than the national median when we adjust for regional cost of living (which is 0% lower than average).



# Demand



## 241 Employers Competing

All employers in the region who posted for this job over the last 12 months.



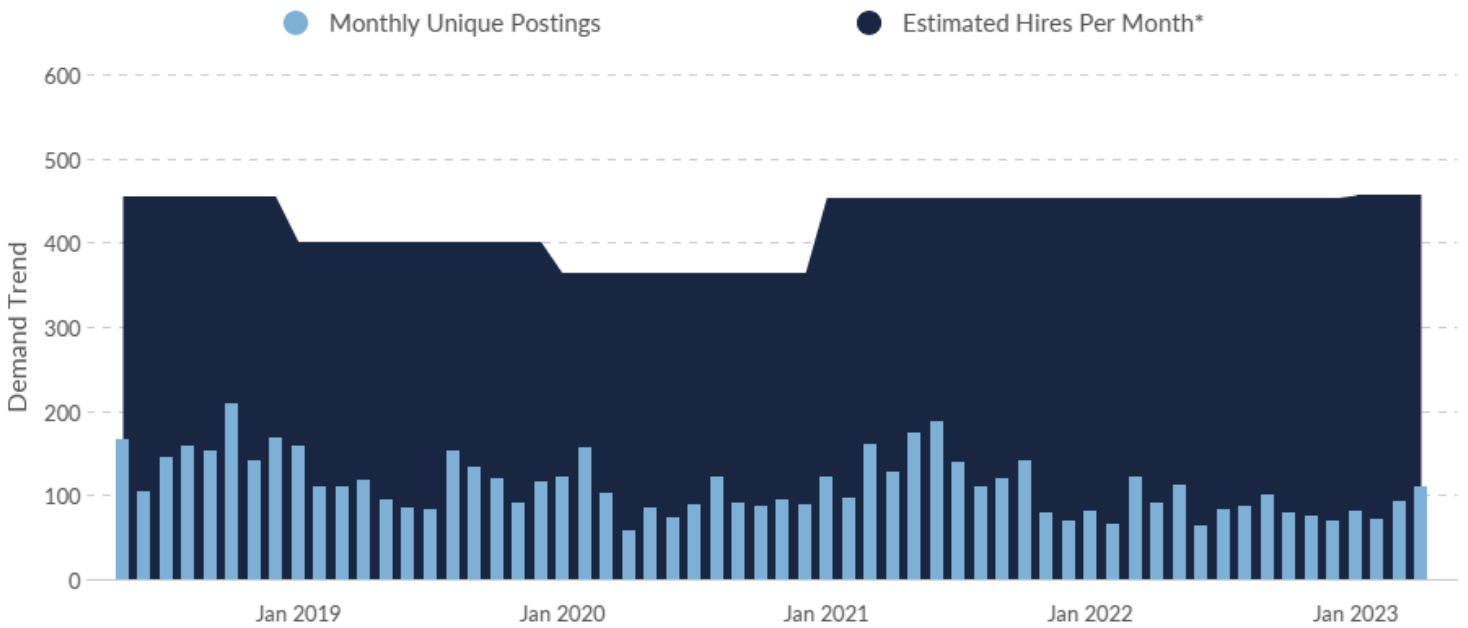
## 1,028 Unique Job Postings

The number of unique postings for this job over the last 12 months.



## 30 Day Median Duration

Posting duration is 4 days longer than what's typical in the region.



| Occupation   | Avg Monthly Postings (May 2022 - Apr 2023) | Avg Monthly Hires (May 2022 - Apr 2023) |
|--|--|---|
| Retail Salespersons  | 25   | 107                                     |
| Sales Representatives, Wholesale and Manufacturing, Except Technical and Scientific Products | 14   | 32                                      |
| Production Workers, All Other  | 7  | 7                                       |
| Welders, Cutters, Solderers, and Brazers   | 2  | 20                                      |











\*A hire is reported by the Quarterly Workforce Indicators when an individual's Social Security Number appears on a company's payroll and was not there the quarter before. Lightcast hires are calculated using a combination of Lightcast jobs data, information on separation rates from the Bureau of Labor Statistics (BLS), and industry-based hires data from the Census Bureau.

| Occupation   | Avg Monthly Postings (May 2022 - Apr 2023) | Avg Monthly Hires (May 2022 - Apr 2023) |
|--|--|---|
| Sales Managers   | 4  | 4                                       |
| Computer User Support Specialists  | 4  | 8                                       |
| Machinists   | 2  | 10                                      |
| Sales Representatives of Services, Except Advertising, Insurance, Financial Services, and Travel | 2  | 15                                      |
| Buyers and Purchasing Agents   | 3  | 8                                       |
| Securities, Commodities, and Financial Services Sales Agents                                     | 2  | 4                                       |
| Electrical and Electronic Engineering Technologists and Technicians                              | 2  | 0                                       |
| Transportation, Storage, and Distribution Managers   | 2  | 2                                       |
| Dietitians and Nutritionists   | 2  | 1                                       |
| Inspectors, Testers, Sorters, Samplers, and Weighers   | 2  | 19                                      |
| Loan Officers  | 1  | 6                                       |
| Sales Representatives, Wholesale and Manufacturing, Technical and Scientific Products            | 1  | 1                                       |
| Food Preparation Workers   | 0  | 35                                      |
| Database Administrators  | 1  | 0                                       |
| Veterinarians  | 1  | 1                                       |
| Mobile Heavy Equipment Mechanics, Except Engines   | 1  | 3                                       |
| Landscaping and Groundskeeping Workers   | 1  | 28                                      |
| Natural Sciences Managers  | 1  | 0                                       |
| Butchers and Meat Cutters  | 1  | 3                                       |
| Pesticide Handlers, Sprayers, and Applicators, Vegetation  | 0  | 0                                       |
| Tree Trimmers and Pruners  | 1  | 2                                       |
| Veterinary Technologists and Technicians   | 0  | 4                                       |
| Animal Caretakers  | 0  | 8                                       |
| Refuse and Recyclable Material Collectors  | 1  | 0                                       |

| Occupation  | Avg Monthly Postings (May 2022 - Apr 2023) | Avg Monthly Hires (May 2022 - Apr 2023) |
|---|--|---|
| Meat, Poultry, and Fish Cutters and Trimmers                                    | 1  | 2                                       |
| Compliance Officers   | 0  | 2                                       |
| Farmworkers, Farm, Ranch, and Aquacultural Animals                              | 0  | 9                                       |
| Farmers, Ranchers, and Other Agricultural Managers                              | 0  | 11                                      |
| Farmworkers and Laborers, Crop, Nursery, and Greenhouse                         | 0  | 29                                      |
| Hazardous Materials Removal Workers   | 0  | 0                                       |
| Environmental Engineers   | 1  | 0                                       |
| Agricultural Equipment Operators  | 0  | 5                                       |
| Food Batchmakers  | 0  | 29                                      |
| Geological Technicians, Except Hydrologic Technicians                           | 0  | 0                                       |
| Foresters   | 0  | 0                                       |
| Food Science Technicians  | 0  | 3                                       |
| Animal Trainers   | 0  | 0                                       |
| Environmental Science and Protection Technicians, Including Health              | 0  | 0                                       |
| Career/Technical Education Teachers, Secondary School                           | 0  | 2                                       |
| First-Line Supervisors of Landscaping, Lawn Service, and Groundskeeping Workers | 0  | 2                                       |
| Food Scientists and Technologists   | 0  | 0                                       |
| Environmental Scientists and Specialists, Including Health                      | 0  | 0                                       |
| Geoscientists, Except Hydrologists and Geographers                              | 0  | 0                                       |
| Veterinary Assistants and Laboratory Animal Caretakers                          | 0  | 6                                       |
| Food Cooking Machine Operators and Tenders                                      | 0  | 3                                       |
| Soil and Plant Scientists   | 0  | 0                                       |
| Zoologists and Wildlife Biologists  | 0  | 0                                       |
| Biological Technicians  | 0  | 0                                       |



| Occupation   | Avg Monthly Postings (May 2022 - Apr 2023) | Avg Monthly Hires (May 2022 - Apr 2023) |
|--|--|---|
| Graders and Sorters, Agricultural Products                       | 0  | 1                                       |
| Fishing and Hunting Workers                                      | 0  | 0                                       |
| Water and Wastewater Treatment Plant and System Operators        | 0  | 2                                       |
| Microbiologists  | 0  | 0                                       |
| Economists   | 0  | 0                                       |
| Forest and Conservation Technicians                              | 0  | 0                                       |
| Conveyor Operators and Tenders                                   | 0  | 3                                       |
| Agricultural Engineers   | 0  | 0                                       |
| Animal Scientists  | 0  | 0                                       |
| Biological Scientists, All Other                                 | 0  | 0                                       |
| Conservation Scientists  | 0  | 0                                       |
| Agricultural Technicians   | 0  | 0                                       |
| Farm and Home Management Educators                               | 0  | 0                                       |
| First-Line Supervisors of Farming, Fishing, and Forestry Workers | 0  | 2                                       |

| Top Companies             | Unique Postings  | Top Job Titles                | Unique Postings  |
|---------------------------|--|-------------------------------|--|
| M & R Stores              | 37  | Sales Associates/Cashiers     | 45  |
| Aerotek                   | 34  | Retail Sales Associates       | 33  |
| Greenheck Fan Corporation | 34  | Sales Associates              | 18  |
| Aspirus                   | 27  | Machine Operators             | 15  |
| ABR Employment Services   | 22  | Outside Sales Representatives | 14  |

## Top Distinguishing Skills by Demand

Not enough data to display Distinguishing Skills for this occupation.

## Top Defining Skills by Demand

Not enough data to display Defining Skills for this occupation.

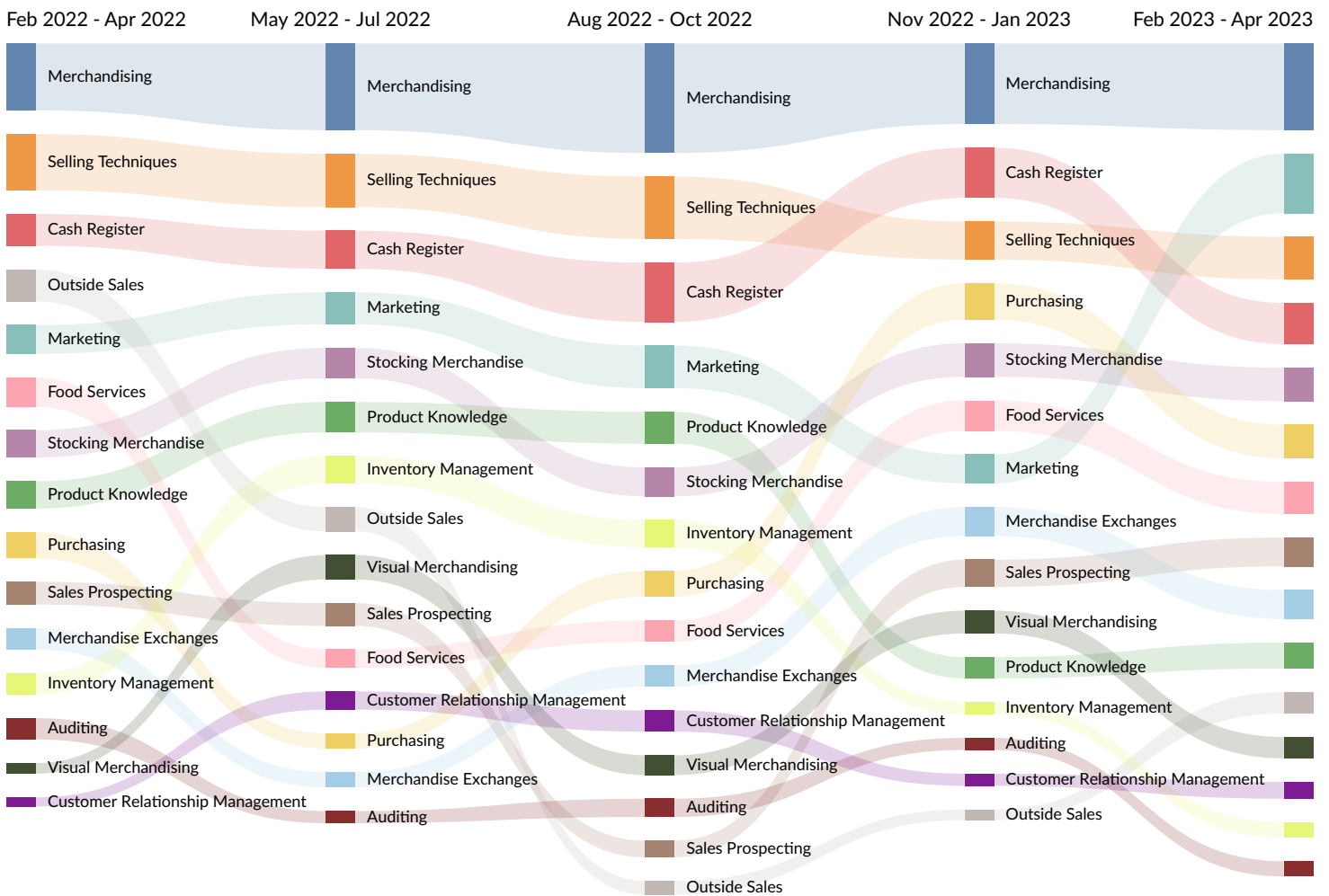
## Top Necessary Skills by Demand

Not enough data to display Necessary Skills for this occupation.

# What skills are they posting for?

## Top 15 Skills for Your Selected Job Types by Quarter

Skills help us understand the direction an occupation is headed.



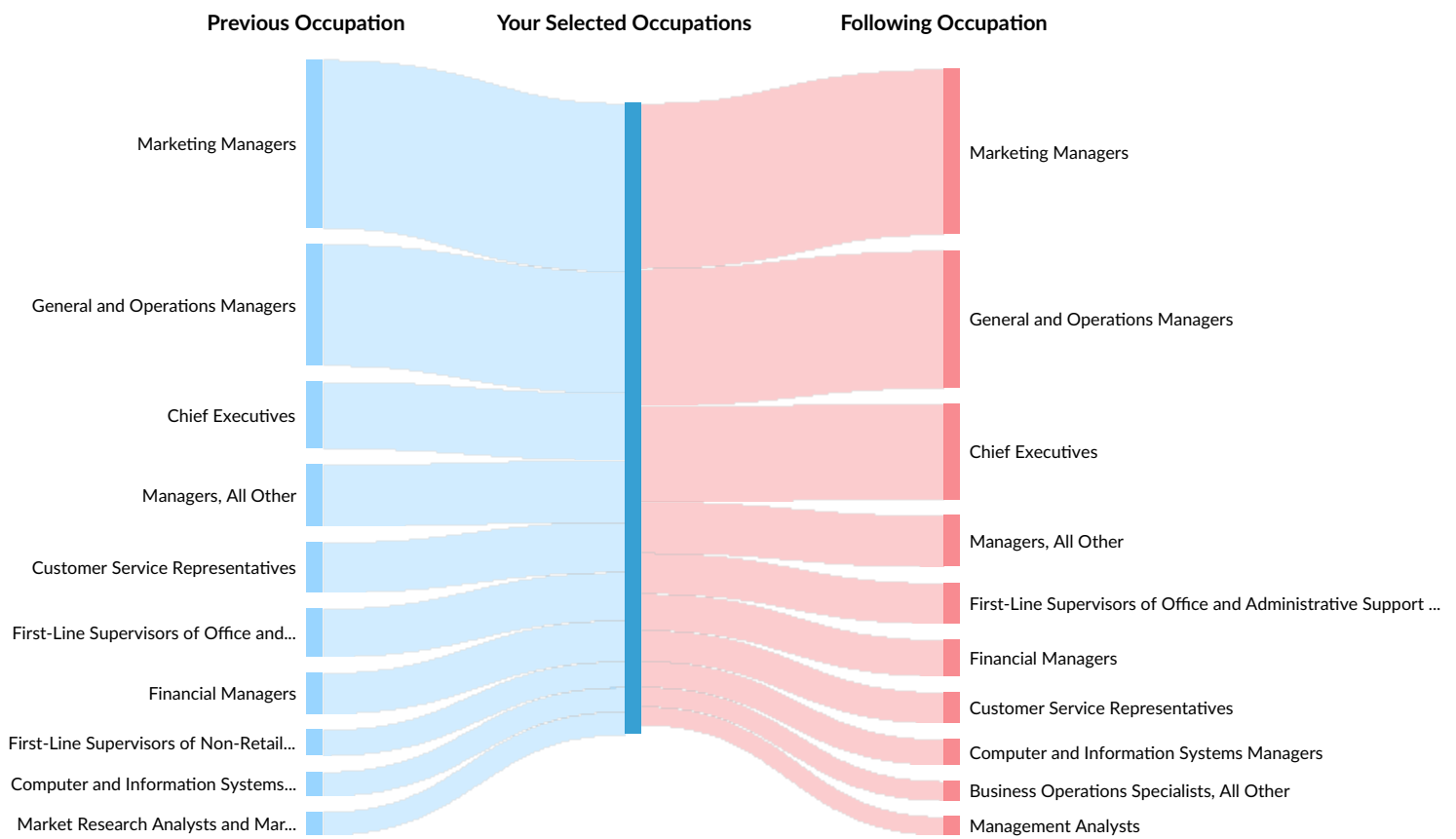
# Occupation Gain and Drain

## Occupation Gain and Drain

The table below analyzes the profiles of current and past people in your selected occupations. The left column shows job transitions from other occupations to your selected occupations. The right column shows job transitions from your selected occupations to other occupations.

Please note, results are only available at the national level and the 2 and 5 digit SOC level. Other SOC levels will be converted to 5-digit SOC. Also your selection has been limited to 100 occupations.

The following represents the job transitions of employees in your selected occupations in the United States:



| Previous Occupations            | Transitions |
|---------------------------------|-------------|
| Marketing Managers              | 143,915     |
| General and Operations Managers | 103,699     |
| Chief Executives                | 57,177      |

| Previous Occupations  | Transitions |
|---|-------------|
| Managers, All Other   | 52,803      |
| Customer Service Representatives                                    | 43,015      |
| First-Line Supervisors of Office and Administrative Support Workers | 41,166      |
| Financial Managers  | 34,964      |
| First-Line Supervisors of Non-Retail Sales Workers                  | 22,131      |
| Computer and Information Systems Managers                           | 20,685      |
| Market Research Analysts and Marketing Specialists                  | 19,709      |
| Business Operations Specialists, All Other                          | 18,530      |
| Management Analysts   | 17,158      |
| First-Line Supervisors of Retail Sales Workers                      | 16,709      |
| Medical and Health Services Managers                                | 12,076      |
| Public Relations Managers   | 11,917      |
| Sales and Related Workers, All Other                                | 11,800      |
| Public Relations Specialists  | 10,514      |
| Project Management Specialists                                      | 9,897       |
| Training and Development Specialists                                | 9,724       |
| Sales Engineers   | 9,380       |
| Human Resources Specialists   | 9,225       |
| Computer Occupations, All Other                                     | 8,681       |
| Architectural and Engineering Managers                              | 8,285       |
| Real Estate Sales Agents  | 8,167       |
| Insurance Sales Agents  | 7,889       |
| Human Resources Managers  | 7,492       |
| Meeting, Convention, and Event Planners                             | 6,751       |
| Advertising and Promotions Managers                                 | 6,662       |

| Previous Occupations  | Transitions |
|---|-------------|
| Executive Secretaries and Executive Administrative Assistants                   | 6,366       |
| First-Line Supervisors of Production and Operating Workers                      | 5,882       |
| Social and Community Service Managers   | 5,468       |
| Advertising Sales Agents  | 5,221       |
| Property, Real Estate, and Community Association Managers                       | 5,190       |
| Secretaries and Administrative Assistants, Except Legal, Medical, and Executive | 5,067       |
| Food Service Managers   | 5,011       |
| Computer Systems Analysts   | 4,642       |
| Postsecondary Teachers  | 4,635       |
| Social and Human Service Assistants   | 4,537       |
| Purchasing Managers   | 4,535       |
| Personal Financial Advisors   | 4,506       |
| Registered Nurses   | 4,244       |
| Software Developers   | 4,206       |
| Coaches and Scouts  | 3,547       |
| Industrial Production Managers  | 3,443       |
| Producers and Directors   | 3,259       |
| Demonstrators and Product Promoters   | 2,908       |
| Network and Computer Systems Administrators                                     | 2,851       |
| Accountants and Auditors  | 2,851       |
| Financial and Investment Analysts   | 2,835       |
| First-Line Supervisors of Mechanics, Installers, and Repairers                  | 2,675       |
| Industrial Engineers  | 2,346       |
| First-Line Supervisors of Food Preparation and Serving Workers                  | 2,056       |
| Logisticians  | 1,927       |

| Previous Occupations   | Transitions |
|--|-------------|
| First-Line Supervisors of Transportation and Material Moving Workers, Except Aircraft Cargo Handling Supervisors | 1,903       |
| Educational, Guidance, and Career Counselors and Advisors  | 1,893       |
| Web Developers   | 1,827       |
| Waiters and Waitresses   | 1,824       |
| Information Security Analysts  | 1,728       |
| Exercise Trainers and Group Fitness Instructors  | 1,667       |
| Mechanical Engineers   | 1,614       |
| Graphic Designers  | 1,528       |
| Bookkeeping, Accounting, and Auditing Clerks   | 1,378       |
| Stockers and Order Fillers   | 1,343       |
| Teachers and Instructors, All Other  | 1,162       |
| Hotel, Motel, and Resort Desk Clerks   | 1,138       |
| Operations Research Analysts   | 1,128       |
| Medical Scientists, Except Epidemiologists   | 1,080       |
| Teaching Assistants, Postsecondary   | 998         |
| Cashiers   | 947         |
| Tellers  | 934         |
| Security Guards  | 925         |
| Recreation Workers   | 915         |
| Secondary School Teachers, Except Special and Career/Technical Education   | 881         |
| Teaching Assistants, Except Postsecondary  | 858         |
| Fast Food and Counter Workers  | 836         |
| Life, Physical, and Social Science Technicians, All Other  | 831         |
| Maintenance and Repair Workers, General  | 680         |
| Loan Interviewers and Clerks   | 635         |

| Previous Occupations  | Transitions |
|---|-------------|
| Office Clerks, General  | 476         |
| Laborers and Freight, Stock, and Material Movers, Hand              | 465         |
| Clinical Laboratory Technologists and Technicians                   | 410         |
| Following Occupations   | Transitions |
| Marketing Managers  | 141,271     |
| General and Operations Managers                                     | 117,273     |
| Chief Executives  | 81,570      |
| Managers, All Other   | 43,988      |
| First-Line Supervisors of Office and Administrative Support Workers | 34,843      |
| Financial Managers  | 31,177      |
| Customer Service Representatives                                    | 26,534      |
| Computer and Information Systems Managers                           | 21,930      |
| Business Operations Specialists, All Other                          | 16,684      |
| Management Analysts   | 15,816      |
| Market Research Analysts and Marketing Specialists                  | 14,796      |
| First-Line Supervisors of Non-Retail Sales Workers                  | 14,565      |
| First-Line Supervisors of Retail Sales Workers                      | 13,282      |
| Public Relations Managers   | 13,078      |
| Medical and Health Services Managers                                | 11,981      |
| Real Estate Sales Agents  | 11,927      |
| Human Resources Specialists   | 11,298      |
| Public Relations Specialists  | 8,579       |
| Project Management Specialists                                      | 8,455       |
| Human Resources Managers  | 8,373       |
| Architectural and Engineering Managers                              | 8,010       |



| Following Occupations   | Transitions |
|---|-------------|
| Computer Occupations, All Other   | 7,772       |
| Training and Development Specialists  | 7,484       |
| Insurance Sales Agents  | 7,119       |
| Executive Secretaries and Executive Administrative Assistants                   | 6,315       |
| Sales and Related Workers, All Other  | 6,270       |
| Advertising and Promotions Managers   | 5,632       |
| Personal Financial Advisors   | 5,614       |
| Social and Community Service Managers   | 5,595       |
| Sales Engineers   | 5,309       |
| First-Line Supervisors of Production and Operating Workers                      | 4,614       |
| Property, Real Estate, and Community Association Managers                       | 4,503       |
| Social and Human Service Assistants   | 4,394       |
| Postsecondary Teachers  | 4,387       |
| Secretaries and Administrative Assistants, Except Legal, Medical, and Executive | 4,325       |
| Meeting, Convention, and Event Planners   | 4,184       |
| Purchasing Managers   | 4,147       |
| Software Developers   | 4,005       |
| Computer Systems Analysts   | 3,769       |
| Registered Nurses   | 3,544       |
| Producers and Directors   | 3,536       |
| Coaches and Scouts  | 2,951       |
| Industrial Production Managers  | 2,877       |
| Education Administrators, Postsecondary   | 2,853       |
| Network and Computer Systems Administrators                                     | 2,557       |
| Accountants and Auditors  | 2,353       |

| Following Occupations  | Transitions |
|--|-------------|
| Demonstrators and Product Promoters  | 2,157       |
| Financial and Investment Analysts  | 2,079       |
| First-Line Supervisors of Mechanics, Installers, and Repairers   | 1,985       |
| Educational, Guidance, and Career Counselors and Advisors  | 1,804       |
| Web Developers   | 1,787       |
| Information Security Analysts  | 1,767       |
| Industrial Engineers   | 1,681       |
| Logisticians   | 1,578       |
| Bookkeeping, Accounting, and Auditing Clerks   | 1,502       |
| First-Line Supervisors of Transportation and Material Moving Workers, Except Aircraft Cargo Handling Supervisors | 1,351       |
| Graphic Designers  | 1,304       |
| First-Line Supervisors of Food Preparation and Serving Workers   | 1,197       |
| Waiters and Waitresses   | 1,196       |
| Stockers and Order Fillers   | 1,171       |
| Operations Research Analysts   | 1,100       |
| Mechanical Engineers   | 1,053       |
| Teaching Assistants, Postsecondary   | 1,015       |
| Teachers and Instructors, All Other  | 991         |
| Teaching Assistants, Except Postsecondary  | 962         |
| Medical Scientists, Except Epidemiologists   | 907         |
| Engineers, All Other   | 875         |
| Recreation Workers   | 845         |
| Security Guards  | 826         |
| Hotel, Motel, and Resort Desk Clerks   | 779         |
| Life, Physical, and Social Science Technicians, All Other  | 771         |

| Following Occupations                                  | Transitions |
|--|-------------|
| Loan Interviewers and Clerks                           | 683         |
| Fast Food and Counter Workers                          | 681         |
| Maintenance and Repair Workers, General                | 658         |
| Cashiers   | 599         |
| Receptionists and Information Clerks                   | 583         |
| Software Quality Assurance Analysts and Testers        | 524         |
| Clinical Laboratory Technologists and Technicians      | 447         |
| Medical Assistants                                     | 402         |
| Laborers and Freight, Stock, and Material Movers, Hand | 399         |

## Graduate Pipeline



### 64 Programs

597 programs can train for this job, while only 64 programs have produced completers in this region.



### 744 Completions (2021)

The completions from all regional institutions for all degree types.



### 1,471 Openings (2021)

The average number of openings for an occupation in the region is 13.

| Top Programs                      | Completions (2021) |
|-----------------------------------|--------------------|
| Welding Technology/Welder         | 170                |
| Business Administration and Ma... | 57                 |
| Electromechanical/Electromech...  | 47                 |
| Human Resources Management...     | 38                 |
| Computer Support Specialist       | 36                 |

| Top Schools                    | Completions (2021) |
|--------------------------------|--------------------|
| Northcentral Technical College | 744                |

## Appendix A (Occupations)

| Code    | Description  |
|---------|--|
| 11-2022 | Sales Managers                                     |
| 11-3071 | Transportation, Storage, and Distribution Managers |
| 11-9013 | Farmers, Ranchers, and Other Agricultural Managers |
| 11-9121 | Natural Sciences Managers                          |
| 13-1028 | Buyers and Purchasing Agents                       |
| 13-1041 | Compliance Officers                                |
| 13-1074 | Farm Labor Contractors                             |
| 13-2072 | Loan Officers                                      |
| 15-1232 | Computer User Support Specialists                  |
| 15-1242 | Database Administrators                            |
| 17-1021 | Cartographers and Photogrammetrists                |
| 17-2021 | Agricultural Engineers                             |

| Code    | Description   |
|---------|---|
| 17-2031 | Bioengineers and Biomedical Engineers                               |
| 17-2081 | Environmental Engineers   |
| 17-2151 | Mining and Geological Engineers, Including Mining Safety Engineers  |
| 17-3023 | Electrical and Electronic Engineering Technologists and Technicians |
| 17-3025 | Environmental Engineering Technologists and Technicians             |
| 19-1011 | Animal Scientists   |
| 19-1012 | Food Scientists and Technologists                                   |
| 19-1013 | Soil and Plant Scientists   |
| 19-1021 | Biochemists and Biophysicists                                       |
| 19-1022 | Microbiologists   |
| 19-1023 | Zoologists and Wildlife Biologists                                  |
| 19-1029 | Biological Scientists, All Other                                    |

| Code    | Description  |
|---------|--|
| 19-1031 | Conservation Scientists  |
| 19-1032 | Foresters  |
| 19-2041 | Environmental Scientists and Specialists, Including Health         |
| 19-2042 | Geoscientists, Except Hydrologists and Geographers                 |
| 19-2043 | Hydrologists   |
| 19-3011 | Economists   |
| 19-3092 | Geographers  |
| 19-4012 | Agricultural Technicians   |
| 19-4013 | Food Science Technicians   |
| 19-4021 | Biological Technicians   |
| 19-4042 | Environmental Science and Protection Technicians, Including Health |
| 19-4043 | Geological Technicians, Except Hydrologic Technicians              |

| Code    | Description   |
|---------|---|
| 19-4071 | Forest and Conservation Technicians   |
| 25-2032 | Career/Technical Education Teachers, Secondary School                           |
| 25-9021 | Farm and Home Management Educators  |
| 29-1031 | Dietitians and Nutritionists  |
| 29-1131 | Veterinarians   |
| 29-2051 | Dietetic Technicians  |
| 29-2056 | Veterinary Technologists and Technicians  |
| 31-9096 | Veterinary Assistants and Laboratory Animal Caretakers                          |
| 33-3031 | Fish and Game Wardens   |
| 33-9011 | Animal Control Workers  |
| 35-2021 | Food Preparation Workers  |
| 37-1012 | First-Line Supervisors of Landscaping, Lawn Service, and Groundskeeping Workers |

| Code    | Description  |
|---------|--|
| 37-3011 | Landscaping and Groundskeeping Workers   |
| 37-3012 | Pesticide Handlers, Sprayers, and Applicators, Vegetation  |
| 37-3013 | Tree Trimmers and Pruners  |
| 39-2011 | Animal Trainers  |
| 39-2021 | Animal Caretakers  |
| 41-2031 | Retail Salespersons  |
| 41-3031 | Securities, Commodities, and Financial Services Sales Agents                                     |
| 41-3091 | Sales Representatives of Services, Except Advertising, Insurance, Financial Services, and Travel |
| 41-4011 | Sales Representatives, Wholesale and Manufacturing, Technical and Scientific Products            |
| 41-4012 | Sales Representatives, Wholesale and Manufacturing, Except Technical and Scientific Products     |
| 43-2099 | Communications Equipment Operators, All Other  |
| 45-1011 | First-Line Supervisors of Farming, Fishing, and Forestry Workers                                 |

| Code    | Description   |
|---------|---|
| 45-2011 | Agricultural Inspectors                                 |
| 45-2021 | Animal Breeders   |
| 45-2041 | Graders and Sorters, Agricultural Products              |
| 45-2091 | Agricultural Equipment Operators                        |
| 45-2092 | Farmworkers and Laborers, Crop, Nursery, and Greenhouse |
| 45-2093 | Farmworkers, Farm, Ranch, and Aquacultural Animals      |
| 45-2099 | Agricultural Workers, All Other                         |
| 45-3031 | Fishing and Hunting Workers                             |
| 45-4011 | Forest and Conservation Workers                         |
| 45-4023 | Log Graders and Scalers                                 |
| 47-4041 | Hazardous Materials Removal Workers                     |
| 49-3041 | Farm Equipment Mechanics and Service Technicians        |

| Code    | Description                                      |
|---------|--|
| 49-3042 | Mobile Heavy Equipment Mechanics, Except Engines |
| 51-3021 | Butchers and Meat Cutters                        |
| 51-3022 | Meat, Poultry, and Fish Cutters and Trimmers     |
| 51-3023 | Slaughterers and Meat Packers                    |
| 51-3092 | Food Batchmakers                                 |
| 51-3093 | Food Cooking Machine Operators and Tenders       |
| 51-4041 | Machinists                                       |

| Code    | Description   |
|---------|---|
| 51-4121 | Welders, Cutters, Solderers, and Brazers                  |
| 51-8031 | Water and Wastewater Treatment Plant and System Operators |
| 51-9061 | Inspectors, Testers, Sorters, Samplers, and Weighers      |
| 51-9199 | Production Workers, All Other                             |
| 53-5021 | Captains, Mates, and Pilots of Water Vessels              |
| 53-7011 | Conveyor Operators and Tenders                            |
| 53-7081 | Refuse and Recyclable Material Collectors                 |