

# Architecture & Construction (5-Digit SOC) in Marathon County, WI



200 Washington St Ste 120  
Wausau, Wisconsin 54403-5530

# Contents

What is Lightcast Data? .....	1
Report Parameters .....	2
Workforce Map .....	3
Executive Summary .....	4
Supply (Jobs) .....	5
Demographic Details .....	9
Compensation .....	11
Demand .....	12
What skills are they posting for? .....	18
Occupation Gain and Drain .....	19
Graduate Pipeline .....	26
Appendix A (Occupations) .....	27

## What is Lightcast Data?

Lightcast data is a hybrid dataset derived from official government sources such as the US Census Bureau, Bureau of Economic Analysis, and Bureau of Labor Statistics. Leveraging the unique strengths of each source, our data modeling team creates an authoritative dataset that captures more than 99% of all workers in the United States. This core offering is then enriched with data from online social profiles, resumés, and job postings to give you a complete view of the workforce.

Lightcast data is frequently cited in major publications such as *The Atlantic*, *Forbes*, *Harvard Business Review*, *The New York Times*, *The Wall Street Journal*, and *USA Today*.



## Report Parameters

### 119 Occupations

11-1021 General and Operations Managers

---

11-2021 Marketing Managers

---

11-3013 Facilities Managers

---

11-3061 Purchasing Managers

---

11-9021 Construction Managers

---

11-9033 Education Administrators, Postsecondary

---

11-9041 Architectural and Engineering Managers

---

11-9199 Managers, All Other

---

13-1041 Compliance Officers

---

*See Appendix A for all 119 Occupations*

---

### 1 County

55073 Marathon County, WI

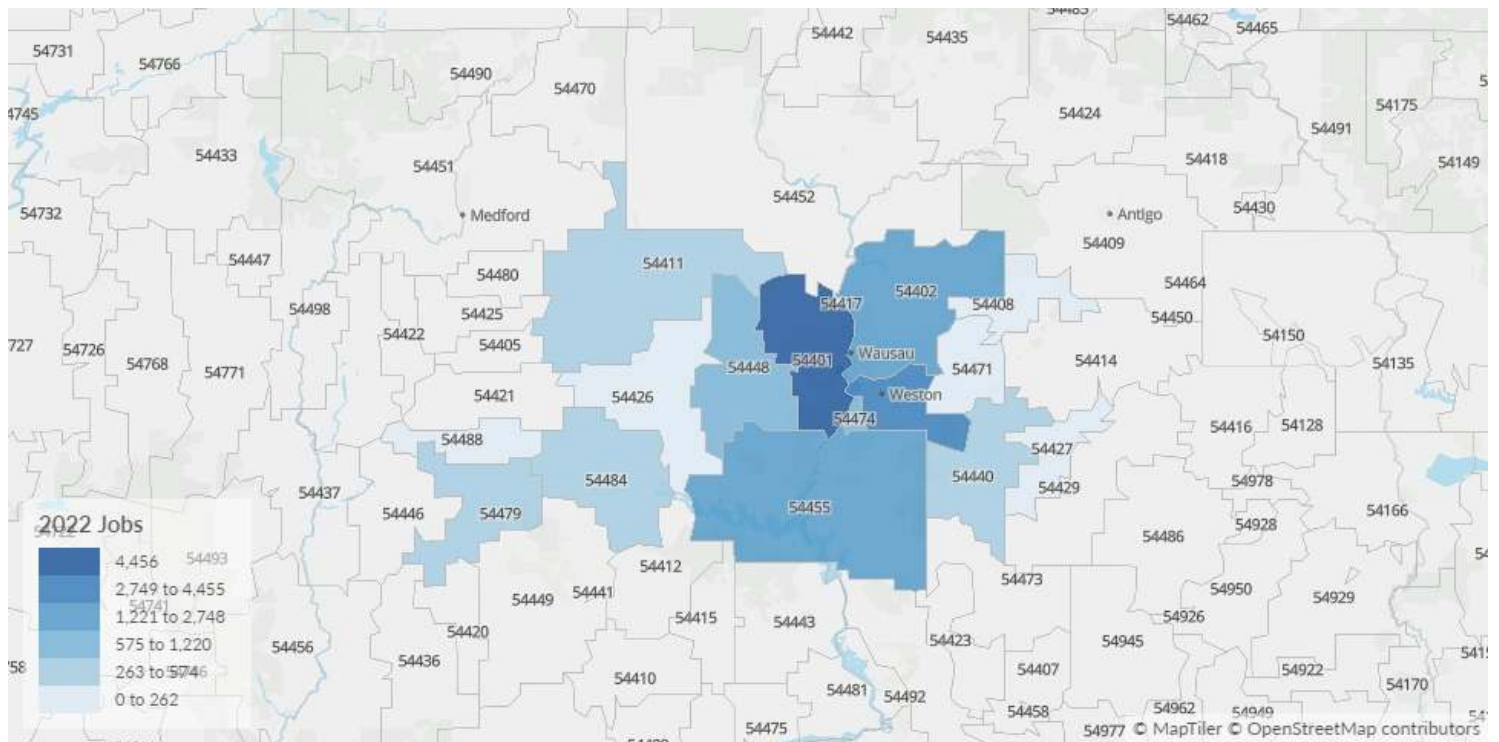
---

### Class of Worker

QCEW Employees, Non-QCEW Employees, and Self-Employed

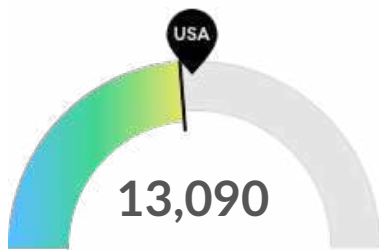
The information in this report pertains to the chosen occupations and geographical area.

# Workforce Map



## Executive Summary

### Light Hiring Competition Over an Average Supply of Regional Talent



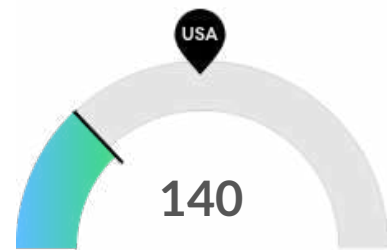
**Supply (Jobs)**

Marathon County, WI is about average for this kind of talent. The national average for an area this size is 14,072\* employees, while there are 13,090 here.



**Compensation**

The cost for talent is low in Marathon County, WI. The national median salary for your occupations is \$54,486, while you'll pay \$50,863 here.



**Demand (Job Postings)**

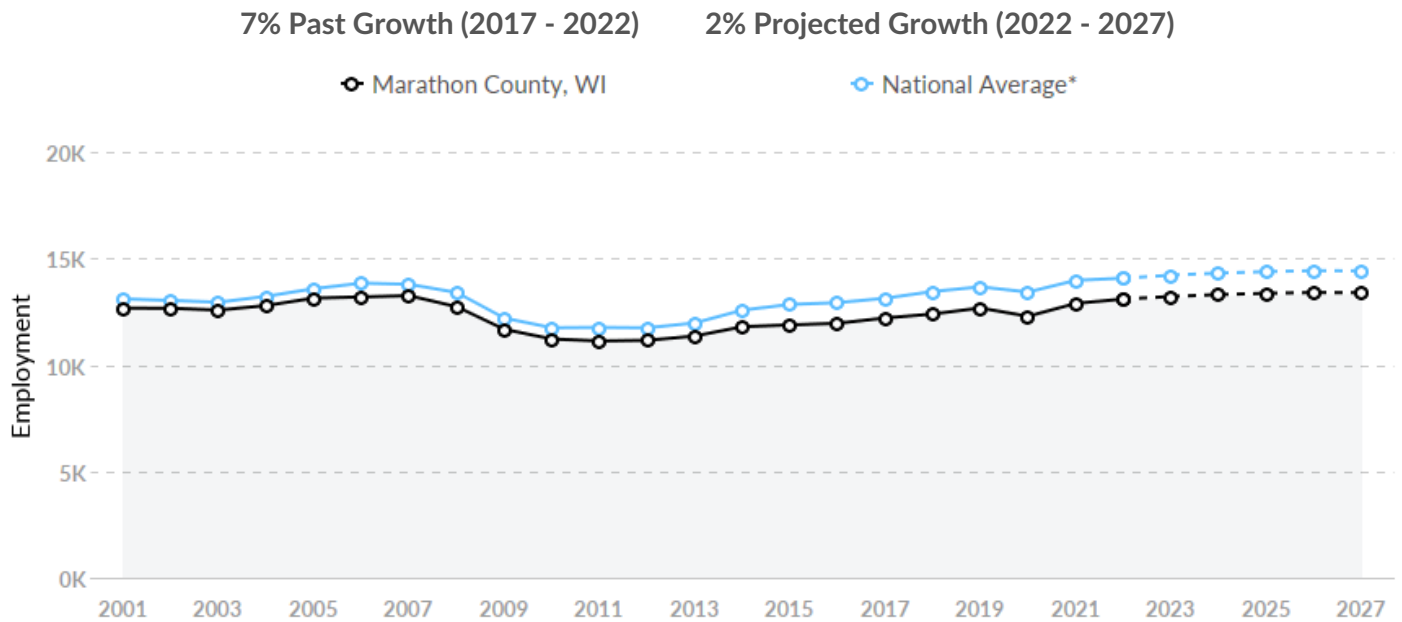
Competition from online job postings is low in Marathon County, WI. The national average for an area this size is 325\* job postings/mo, while there are 140 here.

\*National average values are derived by taking the national value for your occupations and scaling it down to account for the difference in overall workforce size between the nation and Marathon County, WI. In other words, the values represent the national average adjusted for region size.

# Supply (Jobs)

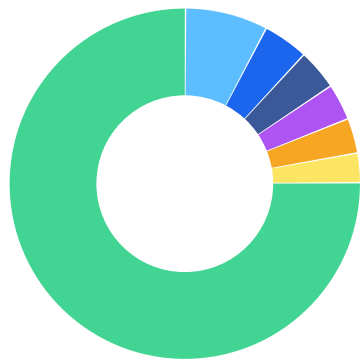
## Supply Is About Equal to the National Average




The regional vs. national average employment helps you understand if the supply of your occupations is a strength or weakness for Marathon County, WI, and how it is changing relative to the nation. An average area of this size would have 14,072\* employees, while there are 13,090 here. The gap between expected and actual employment is expected to remain roughly the same over the next 5 years.



\*National average values are derived by taking the national value for your occupations and scaling it down to account for the difference in overall workforce size between the nation and Marathon County, WI. In other words, the values represent the national average adjusted for region size.

## Most Jobs are Found in the Building Equipment Contractors Industry Sector

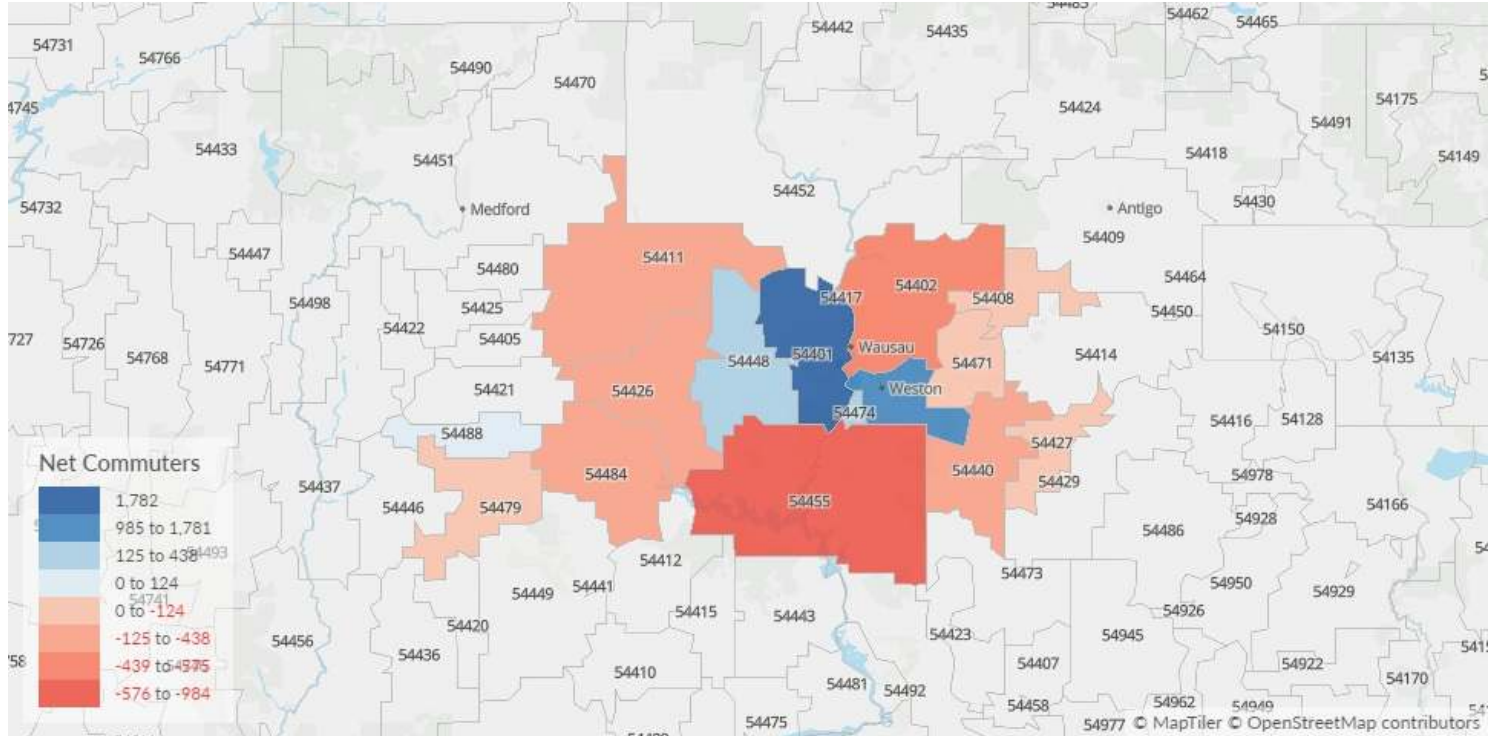


Industry	% of Occupation in Industry (2022)
 Building Equipment Contractors	7.6%
 Management of Companies and Enterprises	4.2%
 Local Government, Excluding Education and Hospitals	3.7%
 Foundation, Structure, and Building Exterior Contractors	3.4%
 Other Wood Product Manufacturing	3.2%
 General Freight Trucking	2.7%
 Other	75.2%



## Place of Work vs Place of Residence

Understanding where talent in Marathon County, WI currently works compared to where talent lives can help you optimize site decisions.

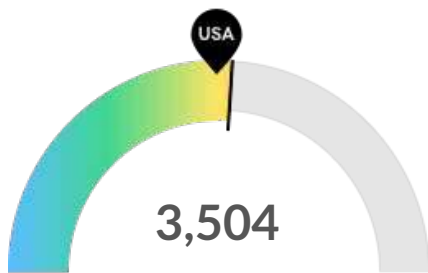


### Where Talent Works

### Where Talent Lives

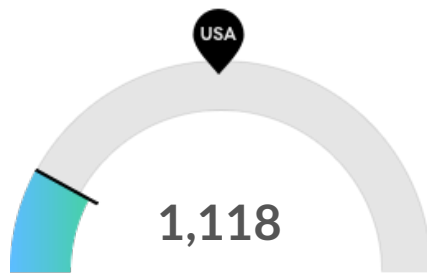
ZIP	Name	2022 Employment	ZIP	Name	2022 Workers
54401	Wausau, WI (in Maratho...	4,456	54401	Wausau, WI (in Maratho...	2,674
54476	Schofield, WI (in Marath...	2,749	54403	Wausau, WI (in Maratho...	2,007
54403	Wausau, WI (in Maratho...	1,568	54455	Mosinee, WI (in Marath...	1,798
54455	Mosinee, WI (in Marath...	1,221	54476	Schofield, WI (in Marath...	1,764
54474	Rothschild, WI (in Marat...	594	54411	Athens, WI (in Maratho...	550

## Retirement Risk Is About Average, While Overall Diversity Is Low



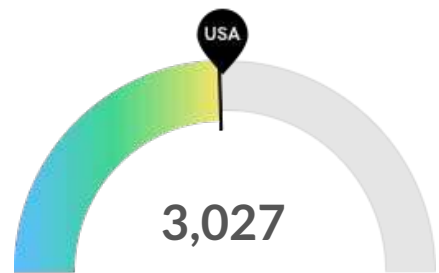
**Retiring Soon**

Retirement risk is about average in Marathon County, WI. The national average for an area this size is 3,301\* employees 55 or older, while there are 3,504 here.



**Racial Diversity**

Racial diversity is low in Marathon County, WI. The national average for an area this size is 4,466\* racially diverse employees, while there are 1,118 here.



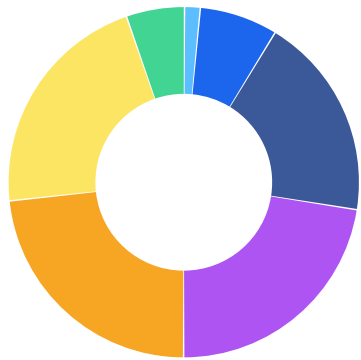
**Gender Diversity**

Gender diversity is about average in Marathon County, WI. The national average for an area this size is 3,098\* female employees, while there are 3,027 here.

\*National average values are derived by taking the national value for your occupations and scaling it down to account for the difference in overall workforce size between the nation and Marathon County, WI. In other words, the values represent the national average adjusted for region size.

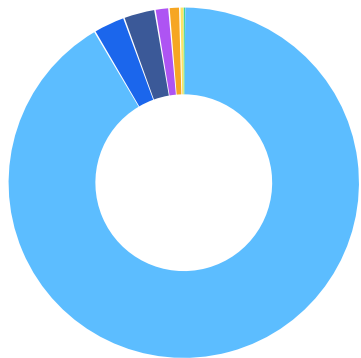
## Demographic Details

### Occupation Age Breakdown



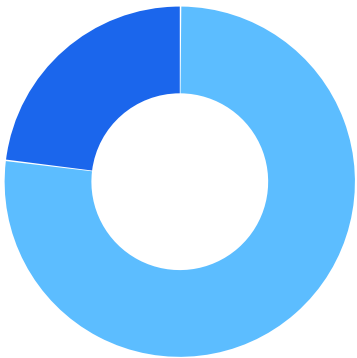
	% of Jobs	Jobs
14-18	1.4%	189
19-24	7.2%	944
25-34	18.8%	2,459
35-44	22.5%	2,946
45-54	23.3%	3,048
55-64	21.4%	2,802
65+	5.4%	703

### Occupation Race/Ethnicity Breakdown



	% of Jobs	Jobs
White	91.5%	11,972
Asian	2.9%	382
Hispanic or Latino	2.9%	382
Black or African American	1.3%	168
Two or More Races	1.0%	129
American Indian or Alaska Native	0.4%	54
Native Hawaiian or Other Pacific Islander	0.0%	3

## Occupation Gender Breakdown

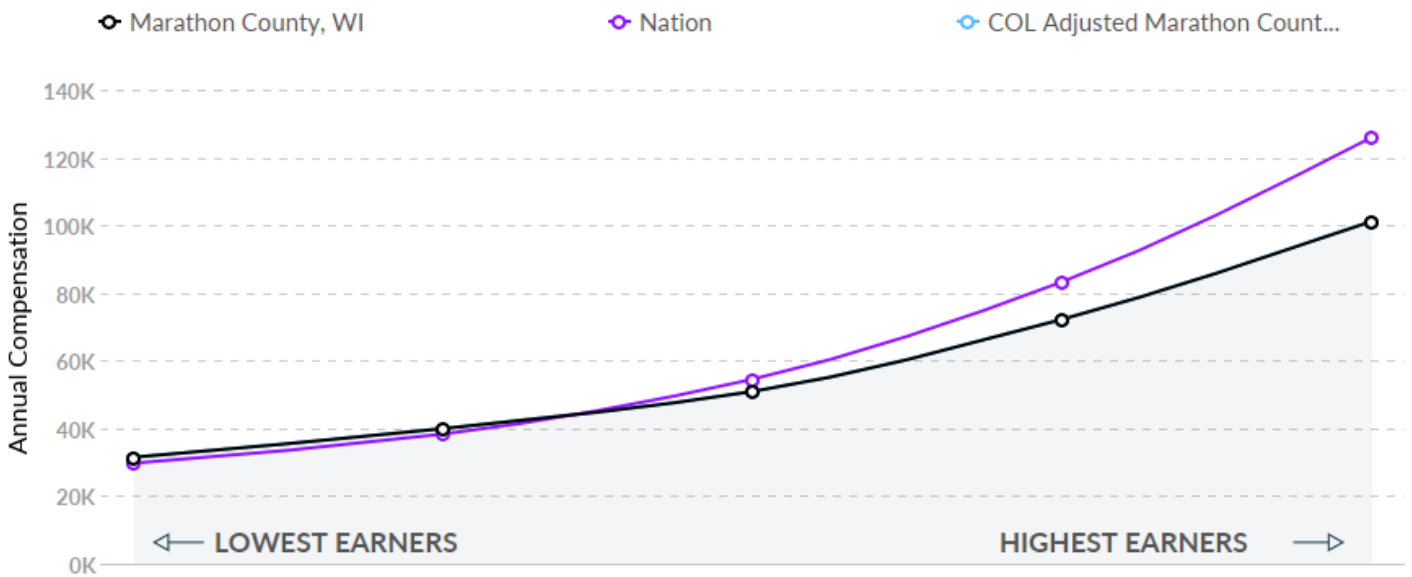


	% of Jobs	Jobs
<span style="color: #00AEEF;">●</span> Males	76.9%	10,063
<span style="color: #0056B3;">●</span> Females	23.1%	3,027

# Compensation

## Talent Is 7% Cheaper, While the Cost of Living May Make Attraction Difficult

In 2021, the median compensation for your occupations in Marathon County, WI is \$50,863. Based on the national median wage of \$54,486 for this position, this means you will spend about 7% less to employ your occupations here. However, their actual purchasing power will be 7% less than the national median when we adjust for regional cost of living (which is 0% lower than average). This may make it harder to attract talent to the region at this price.



# Demand



## 306 Employers Competing

All employers in the region who posted for this job over the last 12 months.



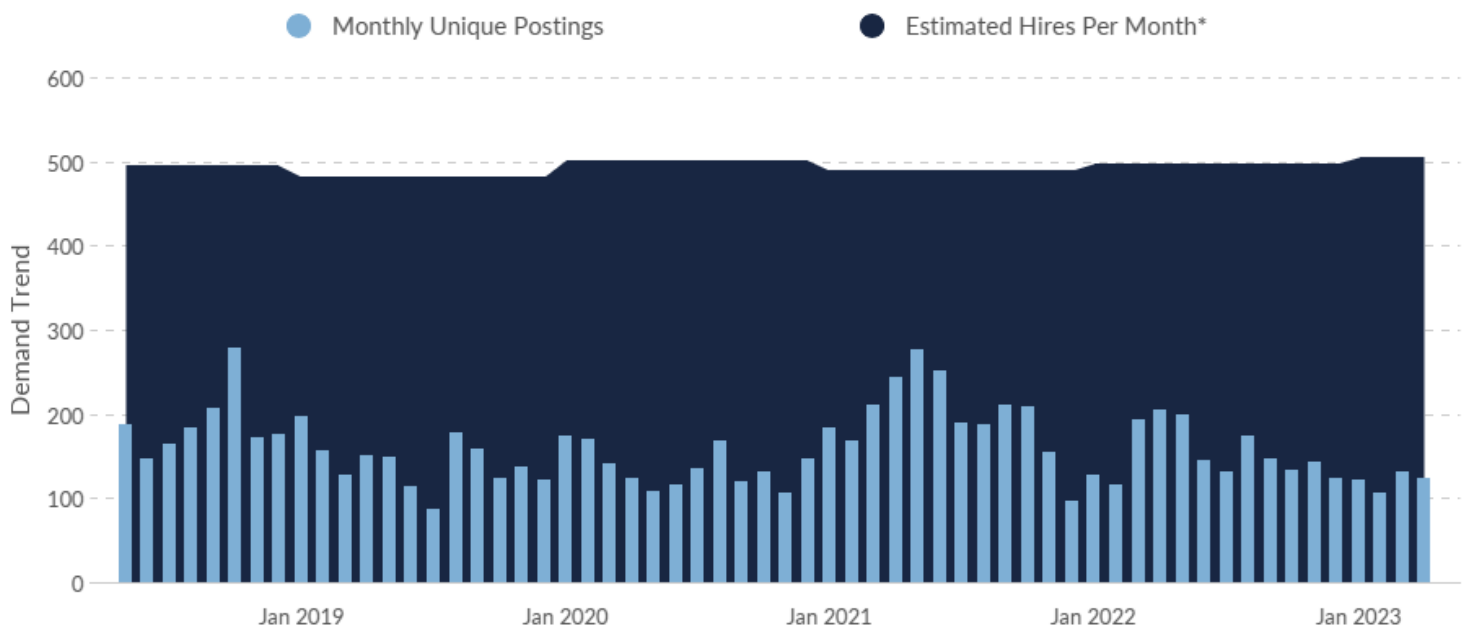
## 1,681 Unique Job Postings

The number of unique postings for this job over the last 12 months.



## 30 Day Median Duration

Posting duration is 4 days longer than what's typical in the region.



Occupation	Avg Monthly Postings (May 2022 - Apr 2023)	Avg Monthly Hires (May 2022 - Apr 2023)
Heavy and Tractor-Trailer Truck Drivers	22	57
Customer Service Representatives	13	77
Maintenance and Repair Workers, General	15	40
Managers, All Other	5	5

\*A hire is reported by the Quarterly Workforce Indicators when an individual's Social Security Number appears on a company's payroll and was not there the quarter before. Lightcast hires are calculated using a combination of Lightcast jobs data, information on separation rates from the Bureau of Labor Statistics (BLS), and industry-based hires data from the Census Bureau.

Occupation	Avg Monthly Postings (May 2022 - Apr 2023)	Avg Monthly Hires (May 2022 - Apr 2023)
Construction Laborers	6	28
Industrial Engineering Technologists and Technicians	6	0
General and Operations Managers	6	31
Production, Planning, and Expediting Clerks	4	10
First-Line Supervisors of Mechanics, Installers, and Repairers	3	9
Project Management Specialists	4	8
Carpenters	2	15
Industrial Engineers	4	7
Electrical Engineers	2	1
Mechanical Engineers	3	4
Civil Engineers	2	2
Cost Estimators	2	5
Marketing Managers	3	2
Construction Managers	2	4
Electrical and Electronic Engineering Technologists and Technicians	2	0
Market Research Analysts and Marketing Specialists	1	9
Painters, Construction and Maintenance	1	3
Electricians	2	11
Mechanical Drafters	3	3
Architectural and Engineering Managers	1	1
First-Line Supervisors of Transportation and Material Moving Workers, Except Aircraft Cargo Handling Supervisors	2	12
Heating, Air Conditioning, and Refrigeration Mechanics and Installers	1	4
Glaziers	2	1
Inspectors, Testers, Sorters, Samplers, and Weighers	2	19
Sales Representatives, Wholesale and Manufacturing, Technical and Scientific Products	1	1











Occupation	Avg Monthly Postings (May 2022 - Apr 2023)	Avg Monthly Hires (May 2022 - Apr 2023)
Cement Masons and Concrete Finishers	1	5
Roofers	1	2
Computer Programmers	1	2
Occupational Health and Safety Specialists	1	1
Drafters, All Other	1	0
Mobile Heavy Equipment Mechanics, Except Engines	1	3
Information Security Analysts	1	2
Landscaping and Groundskeeping Workers	1	28
Telecommunications Equipment Installers and Repairers, Except Line Installers	1	3
First-Line Supervisors of Construction Trades and Extraction Workers	1	11
Purchasing Managers	1	0
Education Administrators, Postsecondary	1	2
Installation, Maintenance, and Repair Workers, All Other	0	2
Facilities Managers	1	2
Engineers, All Other	1	0
Operating Engineers and Other Construction Equipment Operators	0	11
Sheet Metal Workers	1	1
Engineering Technologists and Technicians, Except Drafters, All Other	0	0
Civil Engineering Technologists and Technicians	0	0
Graphic Designers	0	2
Health and Safety Engineers, Except Mining Safety Engineers and Inspectors	0	0
Electrical Power-Line Installers and Repairers	1	0
Plumbers, Pipefitters, and Steamfitters	0	6



Occupation	Avg Monthly Postings (May 2022 - Apr 2023)	Avg Monthly Hires (May 2022 - Apr 2023)
Highway Maintenance Workers	0	6
Telecommunications Line Installers and Repairers	0	2
Structural Iron and Steel Workers	0	1
Compliance Officers	0	2
Interior Designers	1	0
Control and Valve Installers and Repairers, Except Mechanical Door	1	0
Mechanical Engineering Technologists and Technicians	0	3
Security and Fire Alarm Systems Installers	0	0
Electrical and Electronics Drafters	1	0
Occupational Health and Safety Technicians	0	0
Insulation Workers, Floor, Ceiling, and Wall	1	0
Millwrights	0	0
Property Appraisers and Assessors	0	1
Architectural and Civil Drafters	0	1
Construction and Building Inspectors	0	0
Hazardous Materials Removal Workers	0	0
Surveyors	0	0
Explosives Workers, Ordnance Handling Experts, and Blasters	0	0
Drywall and Ceiling Tile Installers	0	1
Environmental Engineers	1	0
Fire Inspectors and Investigators	0	0
Tile and Stone Setters	0	0
Miscellaneous Construction and Related Workers	0	0
Architects, Except Landscape and Naval	0	0

Occupation	Avg Monthly Postings (May 2022 - Apr 2023)	Avg Monthly Hires (May 2022 - Apr 2023)
Career/Technical Education Teachers, Secondary School	0	2
First-Line Supervisors of Landscaping, Lawn Service, and Groundskeeping Workers	0	2
Helpers, Construction Trades, All Other	0	0
Helpers--Carpenters	0	0
Fine Artists, Including Painters, Sculptors, and Illustrators	0	0
Set and Exhibit Designers	0	0
Meter Readers, Utilities	0	0
Model Makers, Metal and Plastic	0	0
Electronics Engineers, Except Computer	0	0
Surveying and Mapping Technicians	0	0
Brickmasons and Blockmasons	0	0
Stationary Engineers and Boiler Operators	0	0
Water and Wastewater Treatment Plant and System Operators	0	2
Stonemasons	0	0
Carpet Installers	0	0
Floor Layers, Except Carpet, Wood, and Hard Tiles	0	0
Helpers--Brickmasons, Blockmasons, Stonemasons, and Tile and Marble Setters	0	0
Helpers--Electricians	0	1
Excavating and Loading Machine and Dragline Operators, Surface Mining	0	0
Agricultural Engineers	0	0
Materials Engineers	0	0
Conservation Scientists	0	0
Urban and Regional Planners	0	0
Plasterers and Stucco Masons	0	0

Occupation	Avg Monthly Postings (May 2022 - Apr 2023)	Avg Monthly Hires (May 2022 - Apr 2023)
Model Makers, Wood	0	0

Top Companies	Unique Postings	Top Job Titles	Unique Postings
Actalent	78 	CDL-A Truck Drivers	80 
Greenheck Fan Corporation	77 	Maintenance Technicians	52 
Aspirus	46 	Customer Service Representativ...	45 
Efco Corporation	45 	Project Managers	36 
Apogee Enterprises	43 	Field Service Technicians	30 

## Top Distinguishing Skills by Demand

Not enough data to display Distinguishing Skills for this occupation.

## Top Defining Skills by Demand

Not enough data to display Defining Skills for this occupation.

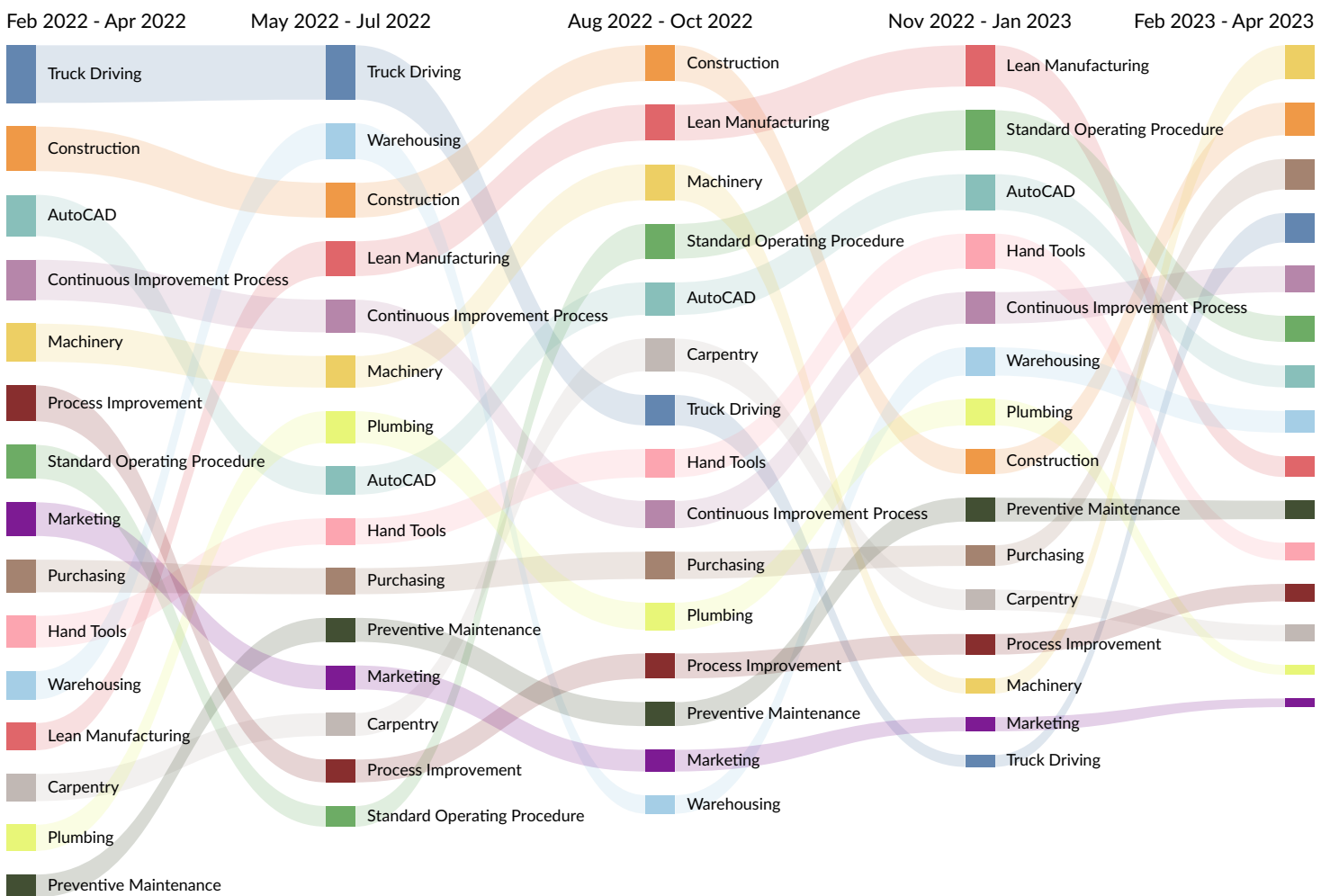
## Top Necessary Skills by Demand

Not enough data to display Necessary Skills for this occupation.

# What skills are they posting for?

## Top 15 Skills for Your Selected Job Types by Quarter

Skills help us understand the direction an occupation is headed.



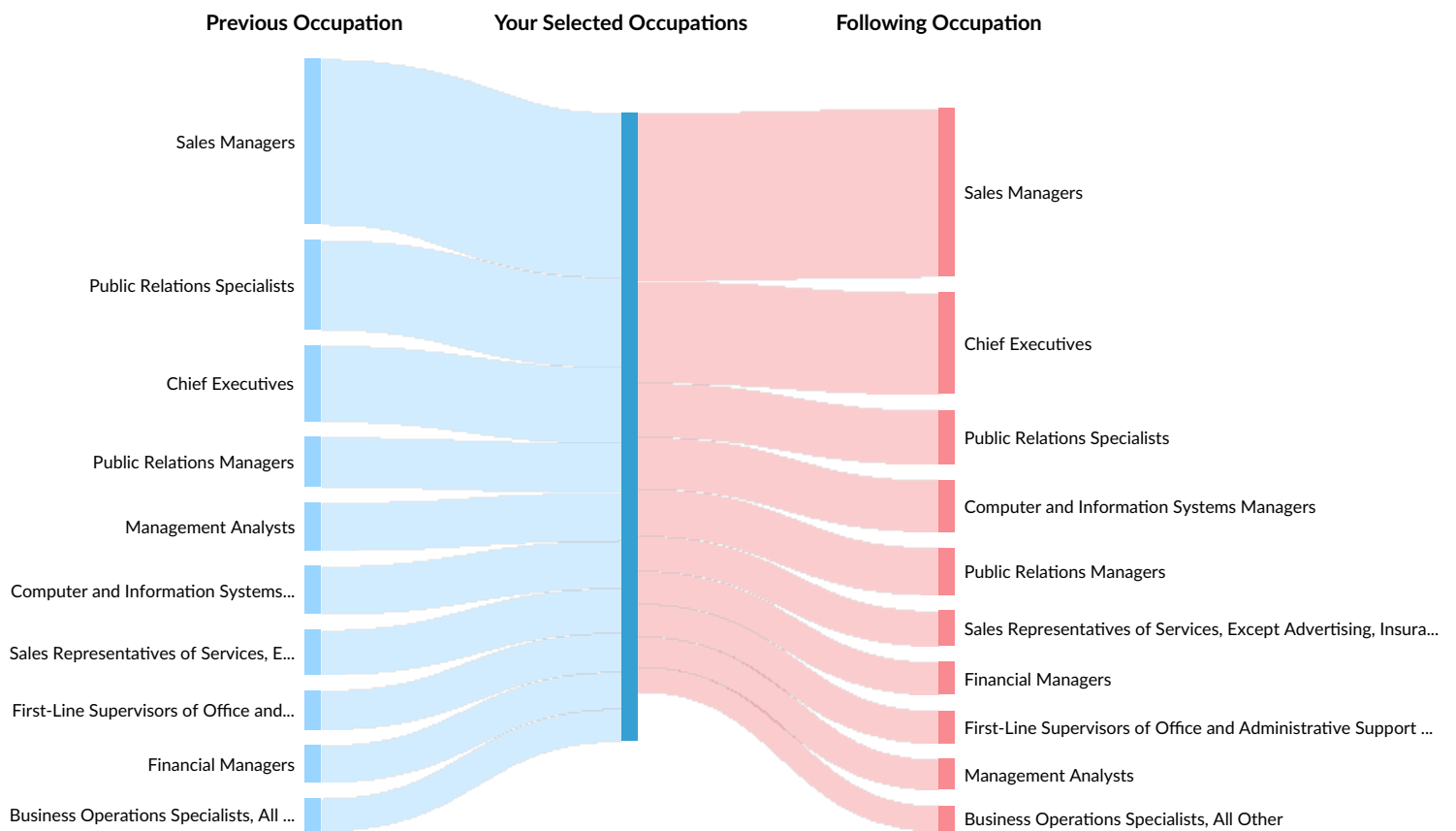
# Occupation Gain and Drain

## Occupation Gain and Drain

The table below analyzes the profiles of current and past people in your selected occupations. The left column shows job transitions from other occupations to your selected occupations. The right column shows job transitions from your selected occupations to other occupations.

Please note, results are only available at the national level and the 2 and 5 digit SOC level. Other SOC levels will be converted to 5-digit SOC. Also your selection has been limited to 100 occupations.

The following represents the job transitions of employees in your selected occupations in the United States:



Previous Occupations	Transitions
Sales Managers	141,271
Public Relations Specialists	76,648
Chief Executives	64,822

Previous Occupations	Transitions
Public Relations Managers	42,351
Management Analysts	40,916
Computer and Information Systems Managers	40,843
Sales Representatives of Services, Except Advertising, Insurance, Financial Services, and Travel	38,211
First-Line Supervisors of Office and Administrative Support Workers	33,354
Financial Managers	31,618
Business Operations Specialists, All Other	27,826
Computer Occupations, All Other	26,607
Sales Representatives, Wholesale and Manufacturing, Except Technical and Scientific Products	22,716
Software Developers	17,213
Advertising and Promotions Managers	17,118
Computer Systems Analysts	14,724
Medical and Health Services Managers	13,638
Web Developers	13,145
Human Resources Specialists	13,056
Computer User Support Specialists	11,644
Postsecondary Teachers	11,625
Executive Secretaries and Executive Administrative Assistants	10,516
Retail Salespersons	10,294
Human Resources Managers	9,512
First-Line Supervisors of Non-Retail Sales Workers	9,311
Buyers and Purchasing Agents	9,271
Training and Development Specialists	8,594
Transportation, Storage, and Distribution Managers	8,574

Previous Occupations	Transitions
First-Line Supervisors of Retail Sales Workers	8,362
Social and Community Service Managers	8,251
Producers and Directors	8,094
Art Directors	7,953
Secretaries and Administrative Assistants, Except Legal, Medical, and Executive	7,538
First-Line Supervisors of Production and Operating Workers	7,329
Social and Human Service Assistants	7,149
Editors	7,113
Sales Engineers	6,659
Financial and Investment Analysts	6,451
Industrial Production Managers	6,264
Meeting, Convention, and Event Planners	6,225
Securities, Commodities, and Financial Services Sales Agents	6,080
Real Estate Sales Agents	5,255
Accountants and Auditors	5,237
Demonstrators and Product Promoters	5,151
Property, Real Estate, and Community Association Managers	4,814
Natural Sciences Managers	4,731
Education Administrators, Kindergarten through Secondary	4,270
Network and Computer Systems Administrators	3,892
Operations Research Analysts	3,810
Coaches and Scouts	3,699
Registered Nurses	3,581
Logisticians	3,498
Teaching Assistants, Postsecondary	3,246

Previous Occupations	Transitions
Educational, Guidance, and Career Counselors and Advisors	2,921
Food Service Managers	2,537
Lawyers	2,465
Waiters and Waitresses	2,383
Software Quality Assurance Analysts and Testers	2,224
Life, Physical, and Social Science Technicians, All Other	1,951
Teachers and Instructors, All Other	1,930
First-Line Supervisors of Food Preparation and Serving Workers	1,905
Teaching Assistants, Except Postsecondary	1,840
Bookkeeping, Accounting, and Auditing Clerks	1,555
Fast Food and Counter Workers	1,358
Stockers and Order Fillers	1,326
Cashiers	888
Security Guards	734
Following Occupations	Transitions
Sales Managers	143,915
Chief Executives	87,094
Public Relations Specialists	46,265
Computer and Information Systems Managers	44,193
Public Relations Managers	40,510
Sales Representatives of Services, Except Advertising, Insurance, Financial Services, and Travel	30,075
Financial Managers	28,149
First-Line Supervisors of Office and Administrative Support Workers	27,785
Management Analysts	26,072



Following Occupations	Transitions
Business Operations Specialists, All Other	21,544
Computer Occupations, All Other	18,908
Sales Representatives, Wholesale and Manufacturing, Except Technical and Scientific Products	16,592
Medical and Health Services Managers	14,181
Advertising and Promotions Managers	14,080
Human Resources Specialists	12,730
Postsecondary Teachers	11,172
Software Developers	10,796
Human Resources Managers	10,236
Web Developers	9,984
Producers and Directors	8,586
Computer User Support Specialists	8,451
Social and Community Service Managers	8,282
Executive Secretaries and Executive Administrative Assistants	7,993
Real Estate Sales Agents	7,992
Transportation, Storage, and Distribution Managers	7,981
Retail Salespersons	7,586
Computer Systems Analysts	7,439
Art Directors	7,142
First-Line Supervisors of Non-Retail Sales Workers	6,480
Social and Human Service Assistants	6,287
Training and Development Specialists	6,067
Secretaries and Administrative Assistants, Except Legal, Medical, and Executive	5,602
First-Line Supervisors of Retail Sales Workers	5,588
First-Line Supervisors of Production and Operating Workers	5,421

Following Occupations	Transitions
Buyers and Purchasing Agents	5,240
Education Administrators, Kindergarten through Secondary	5,085
Editors	4,979
Personal Financial Advisors	4,961
Industrial Production Managers	4,958
Securities, Commodities, and Financial Services Sales Agents	4,938
Property, Real Estate, and Community Association Managers	4,524
Natural Sciences Managers	4,281
Demonstrators and Product Promoters	4,010
Training and Development Managers	3,838
Sales Engineers	3,738
Accountants and Auditors	3,398
Financial and Investment Analysts	3,370
Insurance Sales Agents	3,269
Teaching Assistants, Postsecondary	3,247
Registered Nurses	3,222
Coaches and Scouts	3,167
Network and Computer Systems Administrators	3,084
Loan Officers	2,579
Educational, Guidance, and Career Counselors and Advisors	2,453
Lawyers	2,430
Operations Research Analysts	2,175
Logisticians	2,115
Food Service Managers	2,097
Life, Physical, and Social Science Technicians, All Other	1,788
Teaching Assistants, Except Postsecondary	1,696

Following Occupations	Transitions
Waiters and Waitresses	1,493
Bookkeeping, Accounting, and Auditing Clerks	1,310
Software Quality Assurance Analysts and Testers	1,072
Stockers and Order Fillers	1,009
Security Guards	673

## Graduate Pipeline



### 87 Programs

642 programs can train for this job, while only 87 programs have produced completers in this region.



### 974 Completions (2021)

The completions from all regional institutions for all degree types.



### 1,571 Openings (2021)

The average number of openings for an occupation in the region is 13.

Top Programs	Completions (2021)
Welding Technology/Welder	170
Business Administration and Ma...	57
Computer Programming/Progra...	53
Electromechanical/Electromech...	47
Truck and Bus Driver/Commerci...	41

Top Schools	Completions (2021)
Northcentral Technical College	974

## Appendix A (Occupations)

Code	Description
11-1021	General and Operations Managers
11-2021	Marketing Managers
11-3013	Facilities Managers
11-3061	Purchasing Managers
11-9021	Construction Managers
11-9033	Education Administrators, Postsecondary
11-9041	Architectural and Engineering Managers
11-9199	Managers, All Other
13-1041	Compliance Officers
13-1051	Cost Estimators
13-1082	Project Management Specialists
13-1161	Market Research Analysts and Marketing Specialists

Code	Description
13-2028	Property Appraisers and Assessors
15-1212	Information Security Analysts
15-1251	Computer Programmers
17-1011	Architects, Except Landscape and Naval
17-1012	Landscape Architects
17-1022	Surveyors
17-2021	Agricultural Engineers
17-2051	Civil Engineers
17-2071	Electrical Engineers
17-2072	Electronics Engineers, Except Computer
17-2081	Environmental Engineers
17-2111	Health and Safety Engineers, Except Mining Safety Engineers and Inspectors

Code	Description
17-2112	Industrial Engineers
17-2131	Materials Engineers
17-2141	Mechanical Engineers
17-2199	Engineers, All Other
17-3011	Architectural and Civil Drafters
17-3012	Electrical and Electronics Drafters
17-3013	Mechanical Drafters
17-3019	Drafters, All Other
17-3022	Civil Engineering Technologists and Technicians
17-3023	Electrical and Electronic Engineering Technologists and Technicians
17-3025	Environmental Engineering Technologists and Technicians
17-3026	Industrial Engineering Technologists and Technicians

Code	Description
17-3027	Mechanical Engineering Technologists and Technicians
17-3029	Engineering Technologists and Technicians, Except Drafters, All Other
17-3031	Surveying and Mapping Technicians
19-1031	Conservation Scientists
19-2043	Hydrologists
19-3051	Urban and Regional Planners
19-4044	Hydrologic Technicians
19-5011	Occupational Health and Safety Specialists
19-5012	Occupational Health and Safety Technicians
25-2032	Career/Technical Education Teachers, Secondary School
27-1013	Fine Artists, Including Painters, Sculptors, and Illustrators
27-1024	Graphic Designers

Code	Description
27-1025	Interior Designers
27-1027	Set and Exhibit Designers
33-1091	First-Line Supervisors of Security Workers
33-2021	Fire Inspectors and Investigators
37-1012	First-Line Supervisors of Landscaping, Lawn Service, and Groundskeeping Workers
37-3011	Landscaping and Groundskeeping Workers
41-4011	Sales Representatives, Wholesale and Manufacturing, Technical and Scientific Products
43-4051	Customer Service Representatives
43-5041	Meter Readers, Utilities
43-5061	Production, Planning, and Expediting Clerks
47-1011	First-Line Supervisors of Construction Trades and Extraction Workers
47-2011	Boilermakers

Code	Description
47-2021	Brickmasons and Blockmasons
47-2022	Stonemasons
47-2031	Carpenters
47-2041	Carpet Installers
47-2042	Floor Layers, Except Carpet, Wood, and Hard Tiles
47-2044	Tile and Stone Setters
47-2051	Cement Masons and Concrete Finishers
47-2053	Terrazzo Workers and Finishers
47-2061	Construction Laborers
47-2073	Operating Engineers and Other Construction Equipment Operators
47-2081	Drywall and Ceiling Tile Installers
47-2111	Electricians

Code	Description
47-2121	Glaziers
47-2131	Insulation Workers, Floor, Ceiling, and Wall
47-2132	Insulation Workers, Mechanical
47-2141	Painters, Construction and Maintenance
47-2142	Paperhangers
47-2151	Pipelayers
47-2152	Plumbers, Pipefitters, and Steamfitters
47-2161	Plasterers and Stucco Masons
47-2181	Roofers
47-2211	Sheet Metal Workers
47-2221	Structural Iron and Steel Workers
47-3011	Helpers--Brickmasons, Blockmasons, Stonemasons, and Tile and Marble Setters

Code	Description
47-3012	Helpers--Carpenters
47-3013	Helpers--Electricians
47-3014	Helpers--Painters, Paperhangers, Plasterers, and Stucco Masons
47-3015	Helpers--Pipelayers, Plumbers, Pipefitters, and Steamfitters
47-3016	Helpers--Roofers
47-3019	Helpers, Construction Trades, All Other
47-4011	Construction and Building Inspectors
47-4021	Elevator and Escalator Installers and Repairers
47-4041	Hazardous Materials Removal Workers
47-4051	Highway Maintenance Workers
47-4098	Miscellaneous Construction and Related Workers
47-5022	Excavating and Loading Machine and Dragline Operators, Surface Mining



Code	Description	Code	Description
47-5032	Explosives Workers, Ordnance Handling Experts, and Blasters	49-9071	Maintenance and Repair Workers, General
49-1011	First-Line Supervisors of Mechanics, Installers, and Repairers	49-9099	Installation, Maintenance, and Repair Workers, All Other
49-2022	Telecommunications Equipment Installers and Repairers, Except Line Installers	51-4023	Rolling Machine Setters, Operators, and Tenders, Metal and Plastic
49-2095	Electrical and Electronics Repairers, Powerhouse, Substation, and Relay	51-4061	Model Makers, Metal and Plastic
49-2098	Security and Fire Alarm Systems Installers	51-7031	Model Makers, Wood
49-3042	Mobile Heavy Equipment Mechanics, Except Engines	51-8012	Power Distributors and Dispatchers
49-9012	Control and Valve Installers and Repairers, Except Mechanical Door	51-8021	Stationary Engineers and Boiler Operators
49-9021	Heating, Air Conditioning, and Refrigeration Mechanics and Installers	51-8031	Water and Wastewater Treatment Plant and System Operators
49-9044	Millwrights	51-9061	Inspectors, Testers, Sorters, Samplers, and Weighers
49-9045	Refractory Materials Repairers, Except Brickmasons	53-1047	First-Line Supervisors of Transportation and Material Moving Workers, Except Aircraft Cargo Handling Supervisors
49-9051	Electrical Power-Line Installers and Repairers	53-3032	Heavy and Tractor-Trailer Truck Drivers
49-9052	Telecommunications Line Installers and Repairers		