

Manufacturing (5-Digit SOC) in Labor Shed



200 Washington St Ste 120
Wausau, Wisconsin 54403-5530

Contents

What is Lightcast Data?	1
Report Parameters	2
Workforce Map	3
Executive Summary	4
Supply (Jobs)	5
Demographic Details	9
Compensation	11
Demand	12
What skills are they posting for?	20
Occupation Gain and Drain	21
Graduate Pipeline	27
Appendix A (Occupations)	28

What is Lightcast Data?

Lightcast data is a hybrid dataset derived from official government sources such as the US Census Bureau, Bureau of Economic Analysis, and Bureau of Labor Statistics. Leveraging the unique strengths of each source, our data modeling team creates an authoritative dataset that captures more than 99% of all workers in the United States. This core offering is then enriched with data from online social profiles, resumés, and job postings to give you a complete view of the workforce.

Lightcast data is frequently cited in major publications such as *The Atlantic*, *Forbes*, *Harvard Business Review*, *The New York Times*, *The Wall Street Journal*, and *USA Today*.



Report Parameters

140 Occupations

11-1011 Chief Executives

11-1021 General and Operations Managers

11-2021 Marketing Managers

11-2022 Sales Managers

11-3012 Administrative Services Managers

11-3013 Facilities Managers

11-3021 Computer and Information Systems
Managers

11-3031 Financial Managers

11-3051 Industrial Production Managers

See Appendix A for all 140 Occupations

8 Counties

55019 Clark County, WI

55067 Langlade County, WI

55069 Lincoln County, WI

55073 Marathon County, WI

55097 Portage County, WI

55115 Shawano County, WI

55119 Taylor County, WI

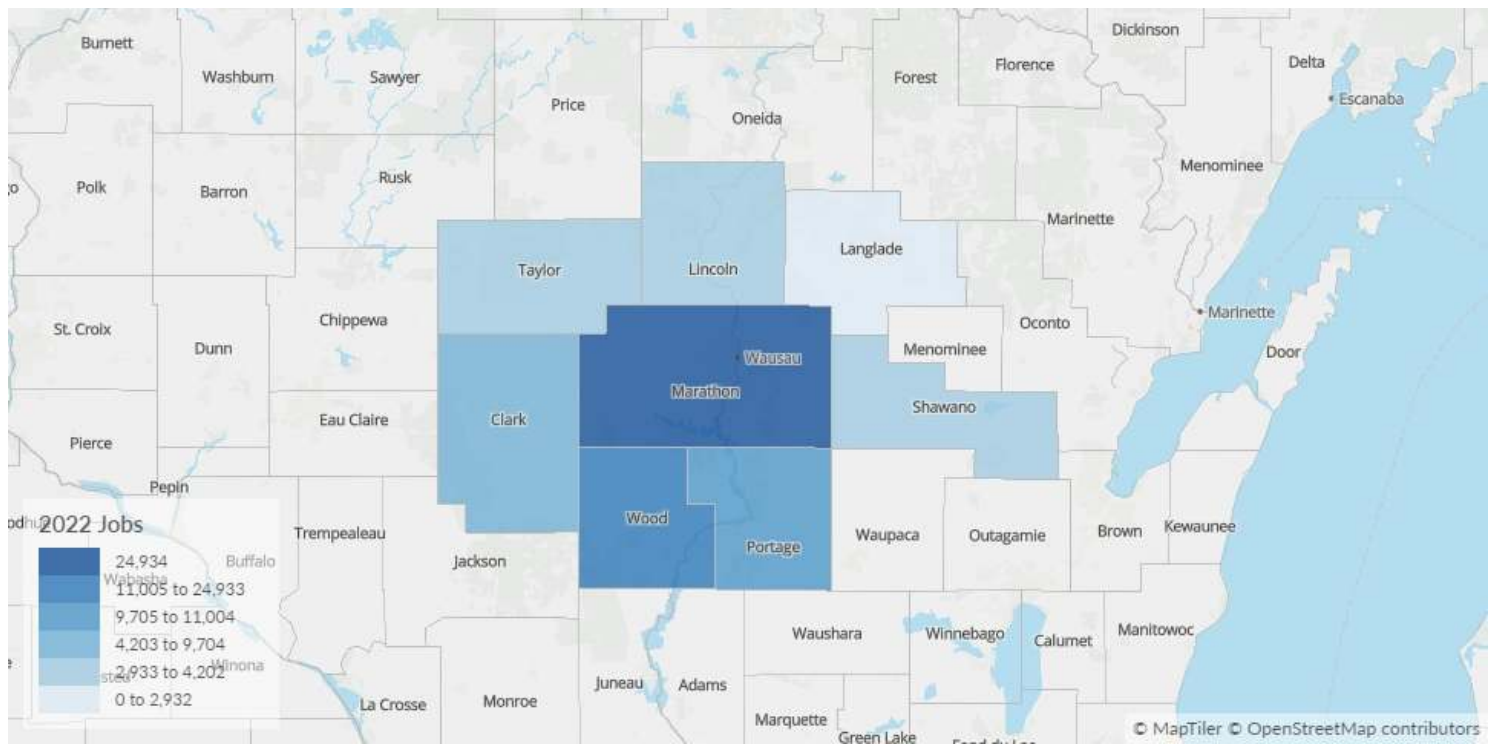
55141 Wood County, WI

Class of Worker

QCEW Employees, Non-QCEW Employees, and Self-Employed

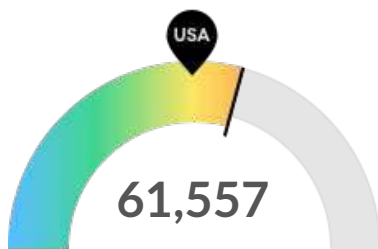
The information in this report pertains to the chosen occupations and geographical areas.

Workforce Map



Executive Summary

Light Hiring Competition Over a Deep Supply of Regional Talent



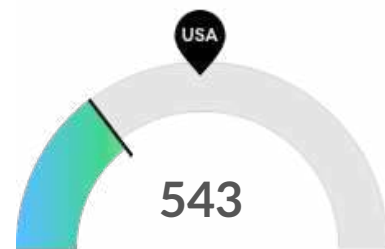
Supply (Jobs)

Your area is a hotspot for this kind of talent. The national average for an area this size is 48,590* employees, while there are 61,557 here.



Compensation

The cost for talent is low in your area. The national median salary for your occupations is \$51,694, while you'll pay \$46,850 here.



Demand (Job Postings)

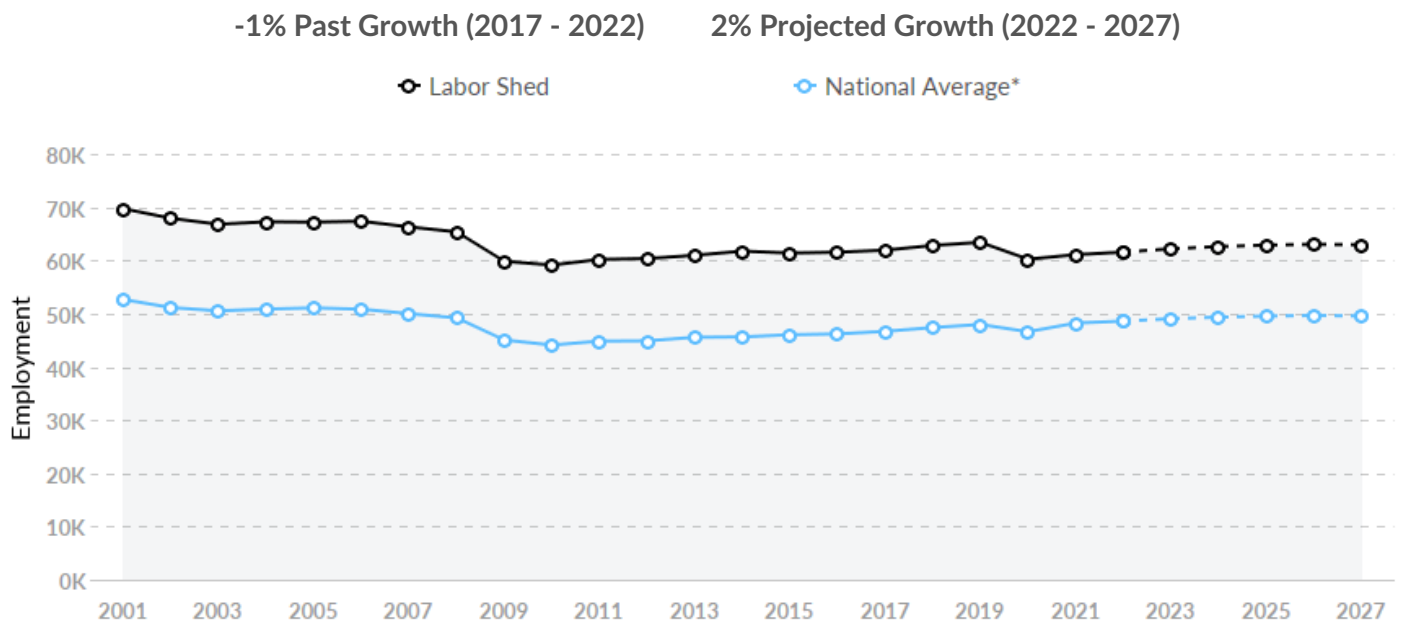
Competition from online job postings is low in your area. The national average for an area this size is 1,089* job posting/mo, while there are 543 here.

*National average values are derived by taking the national value for your occupations and scaling it down to account for the difference in overall workforce size between the nation and your area. In other words, the values represent the national average adjusted for region size.

Supply (Jobs)

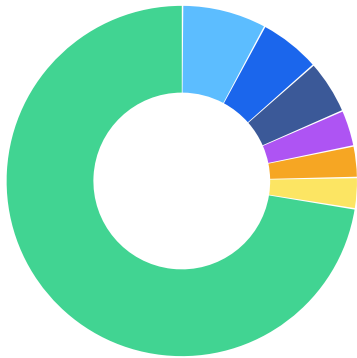
Supply Is Higher Than the National Average








The regional vs. national average employment helps you understand if the supply of your occupations is a strength or weakness for your area, and how it is changing relative to the nation. An average area of this size would have 48,590* employees, while there are 61,557 here. This higher than expected supply may make it easier to find candidates. The gap between expected and actual employment is expected to remain roughly the same over the next 5 years.



*National average values are derived by taking the national value for your occupations and scaling it down to account for the difference in overall workforce size between the nation and your area. In other words, the values represent the national average adjusted for region size.

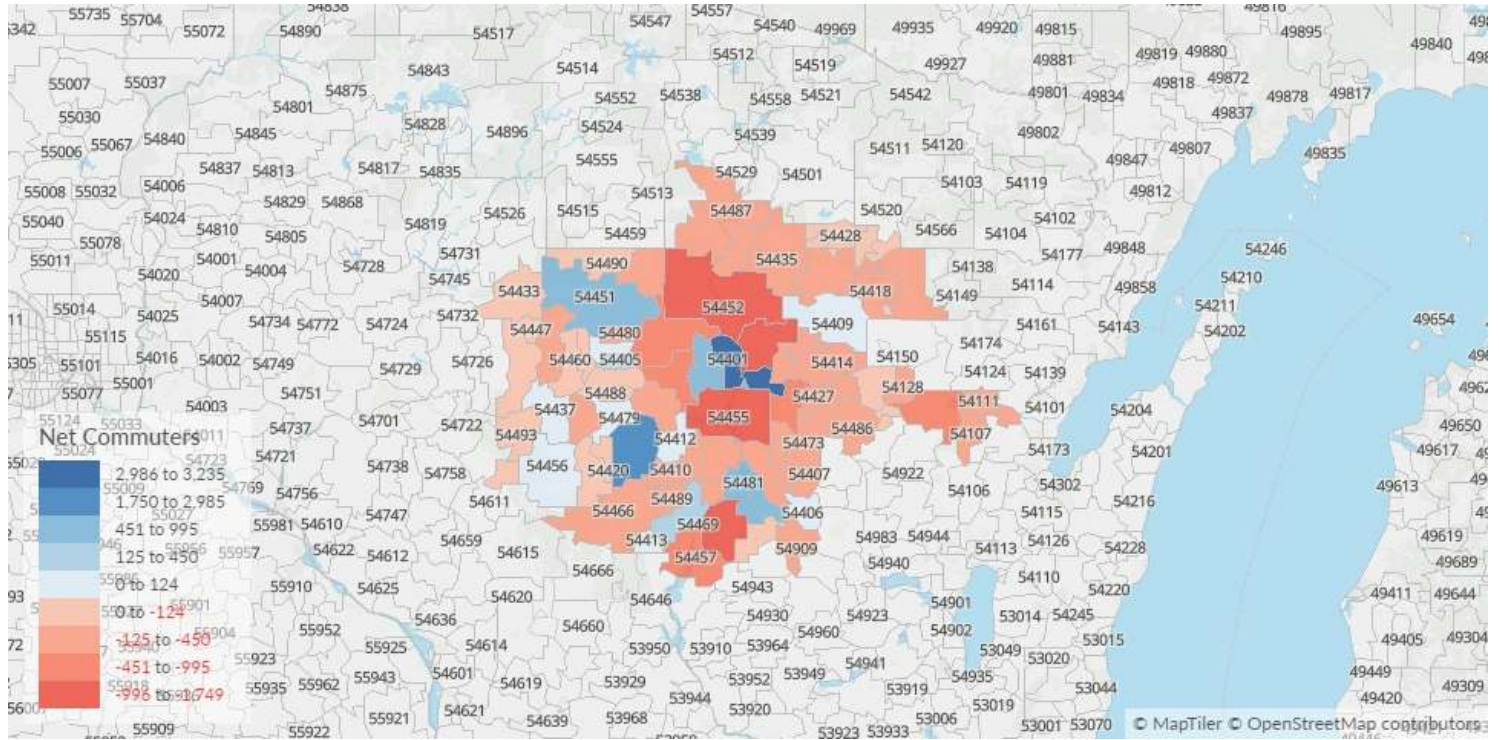
Most Jobs are Found in the General Freight Trucking Industry Sector



Industry	% of Occupation in Industry (2022)
 General Freight Trucking	7.8%
 Other Wood Product Manufacturing	5.7%
 Dairy Product Manufacturing	4.9%
 Pulp, Paper, and Paperboard Mills	3.3%
 Other Fabricated Metal Product Manufacturing	2.9%
 Local Government, Excluding Education and Hospitals	2.9%
 Other	72.5%

Place of Work vs Place of Residence

Understanding where talent in the region currently works compared to where talent lives can help you optimize site decisions.



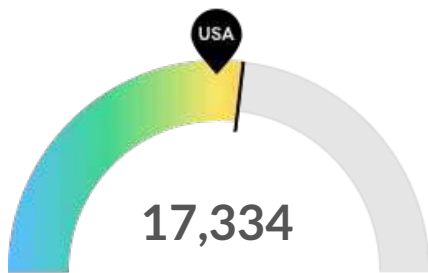
Where Talent Works

Where Talent Lives

ZIP	Name	2022 Employment
54401	Wausau, WI (in Maratho...	8,111
54476	Schofield, WI (in Marath...	6,554
54449	Marshfield, WI (in Woo...	5,538
54481	Stevens Point, WI (in Po...	4,263
54467	Plover, WI (in Portage c...	2,676

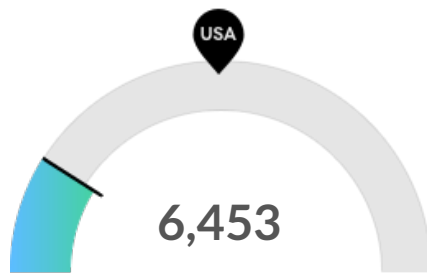
ZIP	Name	2022 Workers
54401	Wausau, WI (in Maratho...	5,125
54449	Marshfield, WI (in Woo...	3,788
54403	Wausau, WI (in Maratho...	3,760
54494	Wisconsin Rapids, WI (i...	3,599
54455	Mosinee, WI (in Marath...	3,500

Retirement Risk Is High, While Overall Diversity Is Low



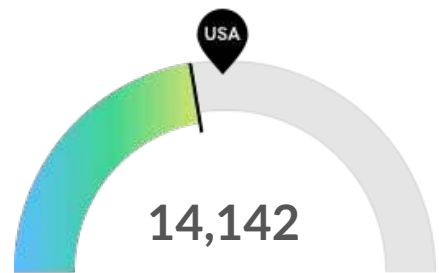
Retiring Soon

Retirement risk is high in your area. The national average for an area this size is 15,579* employees 55 or older, while there are 17,334 here.



Racial Diversity

Racial diversity is low in your area. The national average for an area this size is 22,566* racially diverse employees, while there are 6,453 here.



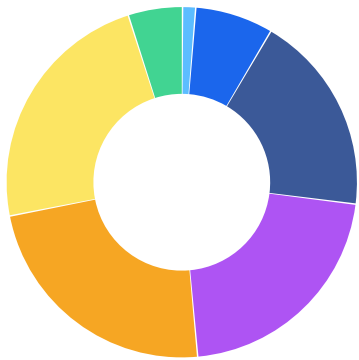
Gender Diversity

Gender diversity is low in your area. The national average for an area this size is 16,519* female employees, while there are 14,142 here.

*National average values are derived by taking the national value for your occupations and scaling it down to account for the difference in overall workforce size between the nation and your area. In other words, the values represent the national average adjusted for region size.

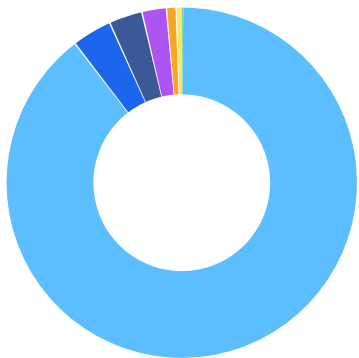
Demographic Details

Occupation Age Breakdown



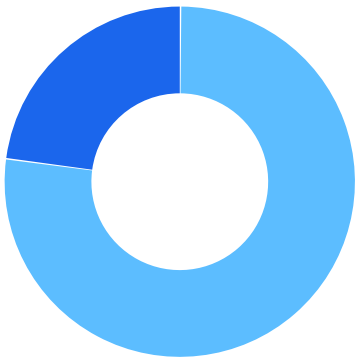
	% of Jobs	Jobs
14-18	1.2%	743
19-24	7.2%	4,435
25-34	18.5%	11,396
35-44	21.6%	13,269
45-54	23.4%	14,379
55-64	23.2%	14,254
65+	5.0%	3,080

Occupation Race/Ethnicity Breakdown



	% of Jobs	Jobs
White	89.5%	55,103
Hispanic or Latino	3.7%	2,263
Asian	3.1%	1,894
Black or African American	2.3%	1,392
Two or More Races	0.9%	549
American Indian or Alaska Native	0.5%	330
Native Hawaiian or Other Pacific Islander	0.0%	26

Occupation Gender Breakdown

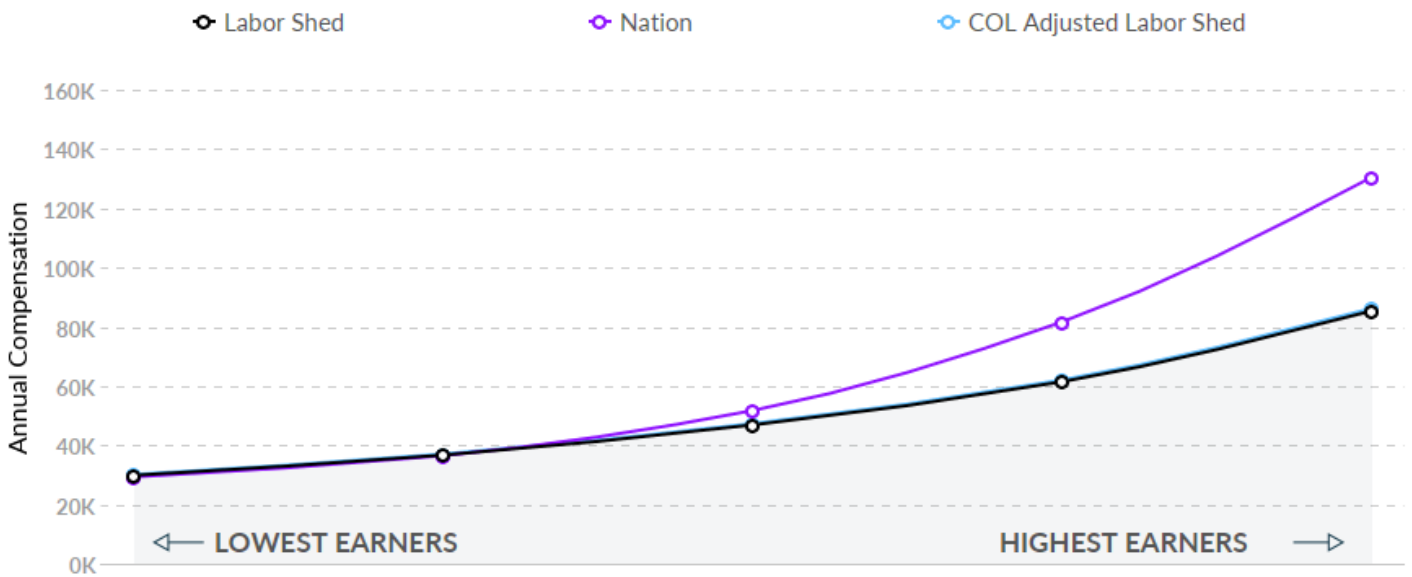


	% of Jobs	Jobs
● Males	77.0%	47,415
● Females	23.0%	14,142

Compensation

Talent Is 9% Cheaper, While the Cost of Living May Make Attraction Difficult

In 2021, the median compensation for your occupations in your area is \$46,850. Based on the national median wage of \$51,694 for this position, this means you will spend about 9% less to employ your occupations here. However, their actual purchasing power will be 8% less than the national median when we adjust for regional cost of living (which is 1% lower than average). This may make it harder to attract talent to the region at this price.



Demand



681 Employers Competing

All employers in the region who posted for this job over the last 12 months.



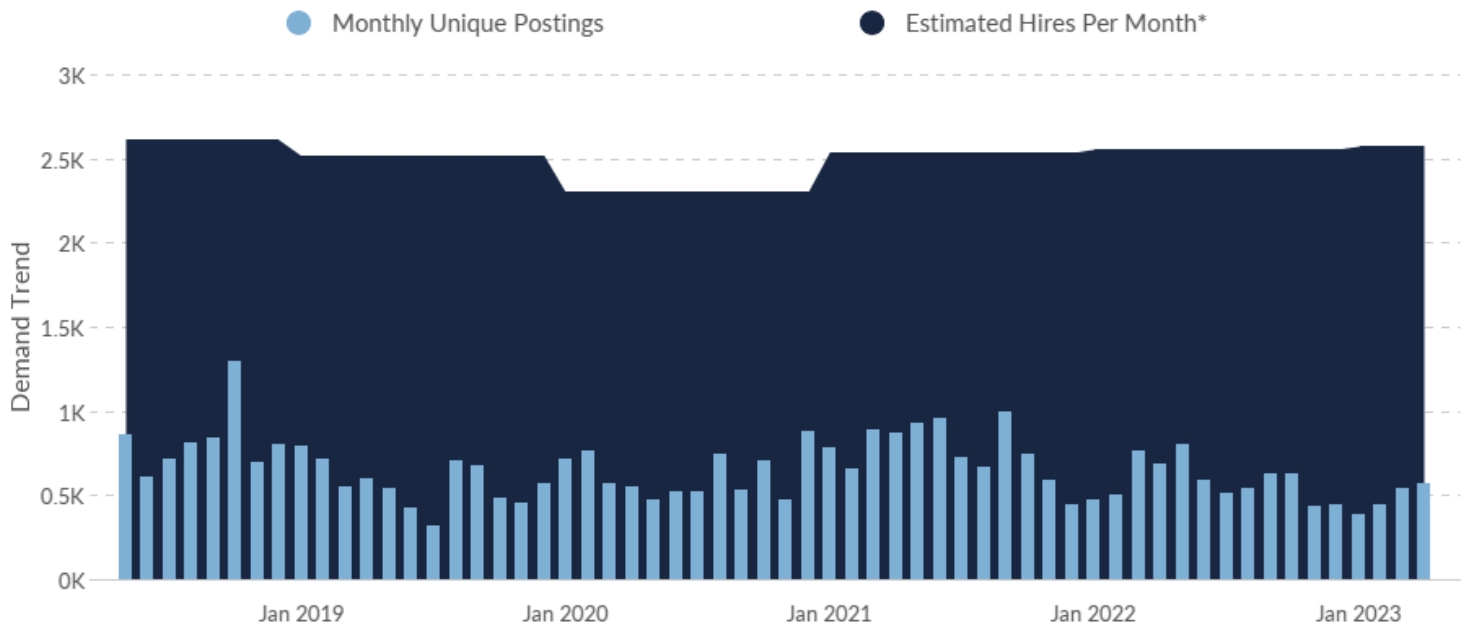
6,519 Unique Job Postings

The number of unique postings for this job over the last 12 months.



29 Day Median Duration

Posting duration is 3 days longer than what's typical in the region.



Occupation	Avg Monthly Postings (May 2022 - Apr 2023)	Avg Monthly Hires (May 2022 - Apr 2023)
Heavy and Tractor-Trailer Truck Drivers	57	350
Laborers and Freight, Stock, and Material Movers, Hand	66	315
Production Workers, All Other	20	17
Maintenance and Repair Workers, General	35	109

*A hire is reported by the Quarterly Workforce Indicators when an individual's Social Security Number appears on a company's payroll and was not there the quarter before. Lightcast hires are calculated using a combination of Lightcast jobs data, information on separation rates from the Bureau of Labor Statistics (BLS), and industry-based hires data from the Census Bureau.

Occupation	Avg Monthly Postings (May 2022 - Apr 2023)	Avg Monthly Hires (May 2022 - Apr 2023)
Light Truck Drivers	18	90
Managers, All Other	17	17
First-Line Supervisors of Production and Operating Workers	15	65
Industrial Engineering Technologists and Technicians	17	2
General and Operations Managers	16	78
Miscellaneous Assemblers and Fabricators	7	177
Helpers--Production Workers	8	27
Bus and Truck Mechanics and Diesel Engine Specialists	12	24
Welders, Cutters, Solderers, and Brazers	5	64
Sales Managers	11	10
Computer User Support Specialists	11	18
Financial Managers	12	14
First-Line Supervisors of Mechanics, Installers, and Repairers	10	28
Industrial Truck and Tractor Operators	6	48
First-Line Supervisors of Office and Administrative Support Workers	8	61
Production, Planning, and Expediting Clerks	8	22
Industrial Production Managers	9	11
Industrial Engineers	10	14
Computer Systems Analysts	7	11
Machinists	5	24
First-Line Supervisors of Non-Retail Sales Workers	6	13
Shipping, Receiving, and Inventory Clerks	6	42
Packers and Packagers, Hand	6	51
Inspectors, Testers, Sorters, Samplers, and Weighers	5	52






Occupation	Avg Monthly Postings (May 2022 - Apr 2023)	Avg Monthly Hires (May 2022 - Apr 2023)
Electrical and Electronic Engineering Technologists and Technicians	6	2
Electrical Engineers	6	3
Civil Engineers	8	6
Buyers and Purchasing Agents	7	17
Mechanical Engineers	7	9
Electricians	5	30
Human Resources Managers	4	4
Marketing Managers	5	5
Computer Numerically Controlled Tool Operators	3	26
Chemical Engineers	6	0
Packaging and Filling Machine Operators and Tenders	3	76
Painters, Construction and Maintenance	2	7
Industrial Machinery Mechanics	4	33
Transportation, Storage, and Distribution Managers	3	5
First-Line Supervisors of Transportation and Material Moving Workers, Except Aircraft Cargo Handling Supervisors	5	38
Network and Computer Systems Administrators	3	10
Architectural and Engineering Managers	3	3
Cutting, Punching, and Press Machine Setters, Operators, and Tenders, Metal and Plastic	2	25
Telecommunications Equipment Installers and Repairers, Except Line Installers	3	7
Computer Programmers	1	3
Facilities Managers	4	3
Cleaners of Vehicles and Equipment	3	28
Occupational Health and Safety Specialists	3	3
Purchasing Managers	4	2






Occupation	Avg Monthly Postings (May 2022 - Apr 2023)	Avg Monthly Hires (May 2022 - Apr 2023)
Logisticians	3	9
Business Operations Specialists, All Other	1	24
Electro-Mechanical and Mechatronics Technologists and Technicians	2	0
Installation, Maintenance, and Repair Workers, All Other	1	5
Cutting and Slicing Machine Setters, Operators, and Tenders	1	9
Administrative Services Managers	2	6
Separating, Filtering, Clarifying, Precipitating, and Still Machine Setters, Operators, and Tenders	1	6
Engineering Technologists and Technicians, Except Drafters, All Other	1	2
Sheet Metal Workers	1	5
Printing Press Operators	1	10
Computer Network Support Specialists	1	3
Plumbers, Pipefitters, and Steamfitters	0	22
Dispatchers, Except Police, Fire, and Ambulance	1	17
Extruding and Drawing Machine Setters, Operators, and Tenders, Metal and Plastic	1	5
Operating Engineers and Other Construction Equipment Operators	0	34
Coating, Painting, and Spraying Machine Setters, Operators, and Tenders	1	19
Chief Executives	1	6
Computer Numerically Controlled Tool Programmers	0	2
Engineers, All Other	1	2
Health and Safety Engineers, Except Mining Safety Engineers and Inspectors	1	0
Mail Clerks and Mail Machine Operators, Except Postal Service	1	3
Millwrights	1	2

Occupation	Avg Monthly Postings (May 2022 - Apr 2023)	Avg Monthly Hires (May 2022 - Apr 2023)
Occupational Health and Safety Technicians	1	0
Mechanical Engineering Technologists and Technicians	1	5
Electrical, Electronic, and Electromechanical Assemblers, Except Coil Winders, Tapers, and Finishers	0	9
Print Binding and Finishing Workers	0	3
Mixing and Blending Machine Setters, Operators, and Tenders	0	15
Grinding, Lapping, Polishing, and Buffing Machine Tool Setters, Operators, and Tenders, Metal and Plastic	0	9
Milling and Planing Machine Setters, Operators, and Tenders, Metal and Plastic	0	0
Tool and Die Makers	0	5
Computer and Information Systems Managers	1	7
Material Moving Workers, All Other	1	7
Painting, Coating, and Decorating Workers	1	0
Crushing, Grinding, and Polishing Machine Setters, Operators, and Tenders	0	2
Extruding and Forming Machine Setters, Operators, and Tenders, Synthetic and Glass Fibers	0	0
Water and Wastewater Treatment Plant and System Operators	0	8
Environmental Engineers	1	0
Security and Fire Alarm Systems Installers	0	0
Sewing Machine Operators	0	6
Food Cooking Machine Operators and Tenders	0	11
Chemical Equipment Operators and Tenders	0	5
Conveyor Operators and Tenders	0	4
Extruding, Forming, Pressing, and Compacting Machine Setters, Operators, and Tenders	0	3
Multiple Machine Tool Setters, Operators, and Tenders, Metal and Plastic	0	13

Occupation	Avg Monthly Postings (May 2022 - Apr 2023)	Avg Monthly Hires (May 2022 - Apr 2023)
Power Plant Operators	0	0
Sawing Machine Setters, Operators, and Tenders, Wood	1	22
Heat Treating Equipment Setters, Operators, and Tenders, Metal and Plastic	0	0
Maintenance Workers, Machinery	0	5
Molding, Coremaking, and Casting Machine Setters, Operators, and Tenders, Metal and Plastic	0	14
Traffic Technicians	0	0
Plating Machine Setters, Operators, and Tenders, Metal and Plastic	0	4
Woodworking Machine Setters, Operators, and Tenders, Except Sawing	0	32
Environmental Scientists and Specialists, Including Health	0	2
Crane and Tower Operators	0	2
Materials Engineers	0	0
Welding, Soldering, and Brazing Machine Setters, Operators, and Tenders	0	2
Layout Workers, Metal and Plastic	0	0
Plant and System Operators, All Other	0	0
Machine Feeders and Offbearers	0	7
Labor Relations Specialists	0	13
Medical Appliance Technicians	0	0
Stationary Engineers and Boiler Operators	0	2
Metal Workers and Plastic Workers, All Other	0	1
Nuclear Power Reactor Operators	0	0
Foundry Mold and Coremakers	0	0
Cleaning, Washing, and Metal Pickling Equipment Operators and Tenders	0	2
Environmental Engineering Technologists and Technicians	0	0

Occupation	Avg Monthly Postings (May 2022 - Apr 2023)	Avg Monthly Hires (May 2022 - Apr 2023)
Boilermakers	0	0
Woodworkers, All Other	0	0
Nuclear Engineers	0	0
Communications Equipment Operators, All Other	0	0
Logging Equipment Operators	0	3
Metal-Refining Furnace Operators and Tenders	0	0
Patternmakers, Metal and Plastic	0	0
Furnace, Kiln, Oven, Drier, and Kettle Operators and Tenders	0	2
Etchers and Engravers	0	0
Paper Goods Machine Setters, Operators, and Tenders	0	19

Top Companies	Unique Postings
FedEx	206 
UPS	181 
ABR Employment Services	136 
Greenheck Fan Corporation	113 
Domtar	93 

Top Job Titles	Unique Postings
CDL-A Truck Drivers	237 
Maintenance Technicians	143 
Warehouse Package Handlers	129 
General Laborers	85 
Machine Operators	73 

Top Distinguishing Skills by Demand

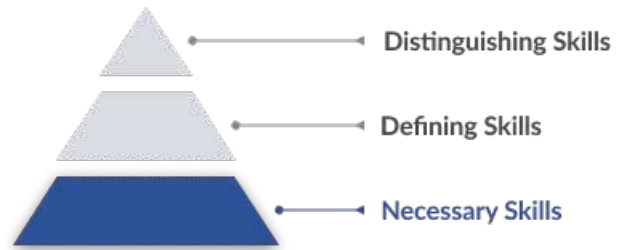
Not enough data to display Distinguishing Skills for this occupation.

Top Defining Skills by Demand

Not enough data to display Defining Skills for this occupation.

Top Necessary Skills by Demand

An occupation's Necessary Skills are the specialized skills required for that job and relevant across other similar jobs. An employee needs these skills as building blocks to perform the more complex Defining Skills.

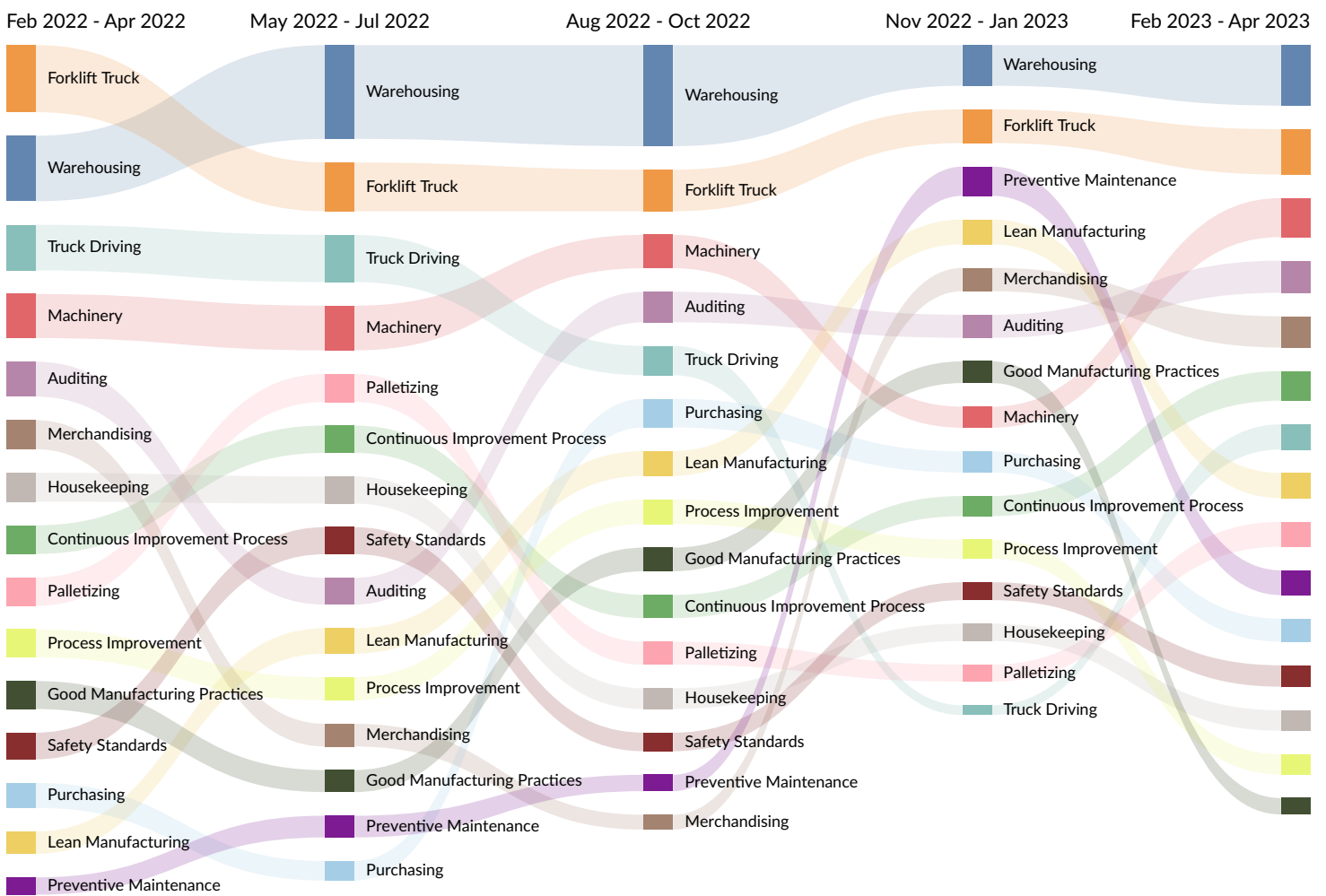


Skill	Salary Boosting	Job Postings Requesting
Valid Driver's License	✗	9,737
Warehousing	✓	7,465
Forklift Truck	✗	7,150
Truck Driving	✓	5,919
Machinery	✓	5,464
CDL Class A License	✗	5,118
Hand Tools	✓	4,719
Commercial Driver's License (CDL)	✗	4,499
Auditing	✗	4,419
Palletizing	✗	3,609

What skills are they posting for?

Top 15 Skills for Your Selected Job Types by Quarter

Skills help us understand the direction an occupation is headed.



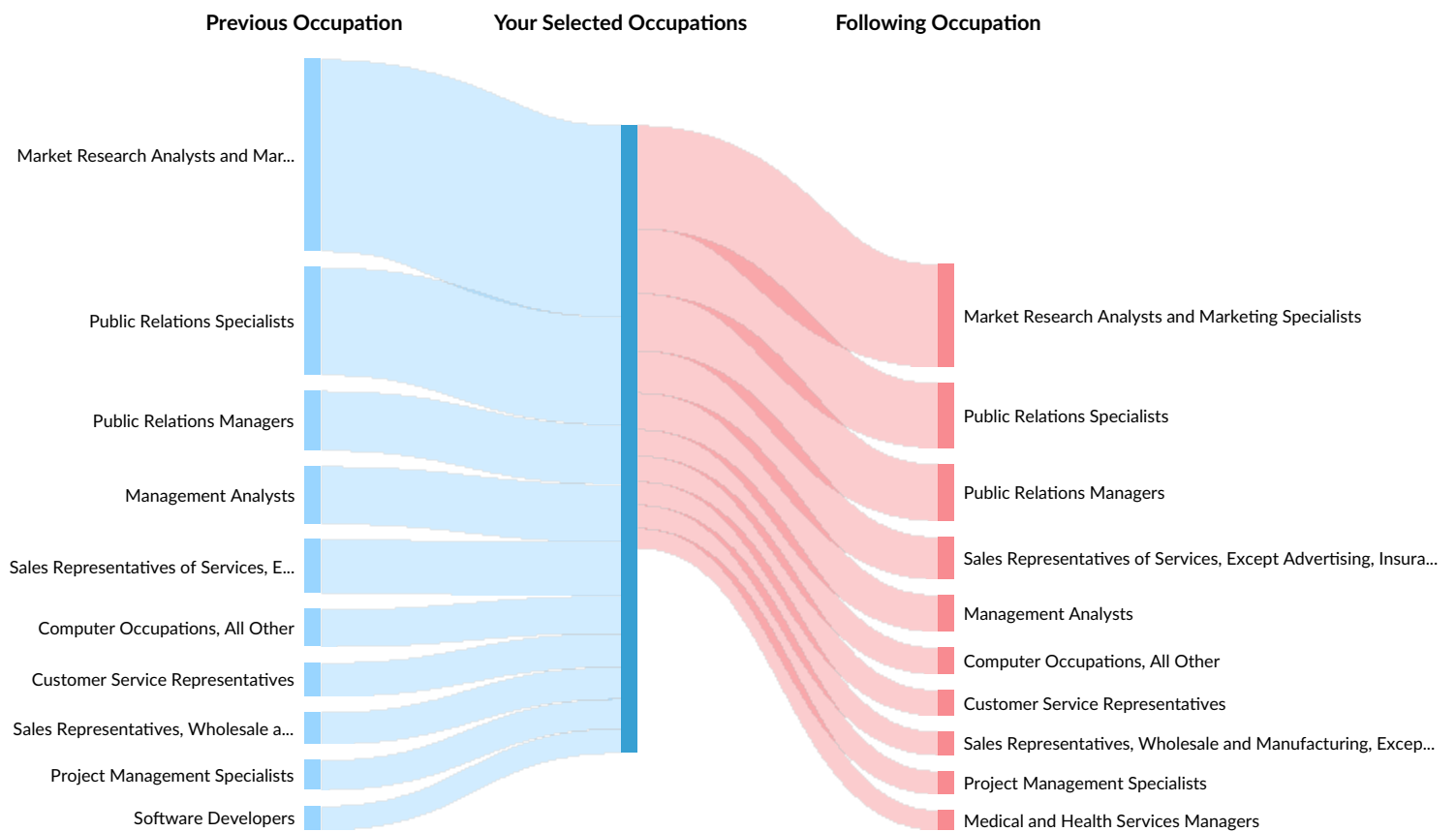
Occupation Gain and Drain

Occupation Gain and Drain

The table below analyzes the profiles of current and past people in your selected occupations. The left column shows job transitions from other occupations to your selected occupations. The right column shows job transitions from your selected occupations to other occupations.

Please note, results are only available at the national level and the 2 and 5 digit SOC level. Other SOC levels will be converted to 5-digit SOC. Also your selection has been limited to 100 occupations.

The following represents the job transitions of employees in your selected occupations in the United States:



Previous Occupations	Transitions
Market Research Analysts and Marketing Specialists	136,439
Public Relations Specialists	76,648
Public Relations Managers	42,351

Previous Occupations	Transitions
Management Analysts	40,916
Sales Representatives of Services, Except Advertising, Insurance, Financial Services, and Travel	38,211
Computer Occupations, All Other	26,607
Customer Service Representatives	24,005
Sales Representatives, Wholesale and Manufacturing, Except Technical and Scientific Products	22,716
Project Management Specialists	21,189
Software Developers	17,213
Advertising and Promotions Managers	17,118
Graphic Designers	15,280
Medical and Health Services Managers	13,638
Web Developers	13,145
Human Resources Specialists	13,056
Sales Representatives, Wholesale and Manufacturing, Technical and Scientific Products	12,211
Postsecondary Teachers	11,625
Executive Secretaries and Executive Administrative Assistants	10,516
Retail Salespersons	10,294
Training and Development Specialists	8,594
First-Line Supervisors of Retail Sales Workers	8,362
Social and Community Service Managers	8,251
Producers and Directors	8,094
Secretaries and Administrative Assistants, Except Legal, Medical, and Executive	7,538
Social and Human Service Assistants	7,149
Sales Engineers	6,659
Financial and Investment Analysts	6,451

Previous Occupations	Transitions
Meeting, Convention, and Event Planners	6,225
Securities, Commodities, and Financial Services Sales Agents	6,080
Real Estate Sales Agents	5,255
Accountants and Auditors	5,237
Demonstrators and Product Promoters	5,151
Property, Real Estate, and Community Association Managers	4,814
Natural Sciences Managers	4,731
Personal Financial Advisors	4,366
Education Administrators, Kindergarten through Secondary	4,270
Training and Development Managers	4,023
Education Administrators, Postsecondary	3,956
Operations Research Analysts	3,810
Coaches and Scouts	3,699
Registered Nurses	3,581
Sales and Related Workers, All Other	3,479
Insurance Sales Agents	3,334
Teaching Assistants, Postsecondary	3,246
Educational, Guidance, and Career Counselors and Advisors	2,921
Compliance Officers	2,680
Food Service Managers	2,537
Construction Managers	2,471
Lawyers	2,465
Waiters and Waitresses	2,383
Loan Officers	2,343
Information Security Analysts	2,313
Software Quality Assurance Analysts and Testers	2,224

Previous Occupations	Transitions
Life, Physical, and Social Science Technicians, All Other	1,951
Teachers and Instructors, All Other	1,930
First-Line Supervisors of Food Preparation and Serving Workers	1,905
Teaching Assistants, Except Postsecondary	1,840
Bookkeeping, Accounting, and Auditing Clerks	1,555
Fast Food and Counter Workers	1,358
Stockers and Order Fillers	1,326
First-Line Supervisors of Construction Trades and Extraction Workers	1,137
Cashiers	888
Security Guards	734
Human Resources Assistants, Except Payroll and Timekeeping	588
Following Occupations	Transitions
Market Research Analysts and Marketing Specialists	73,381
Public Relations Specialists	46,265
Public Relations Managers	40,510
Sales Representatives of Services, Except Advertising, Insurance, Financial Services, and Travel	30,075
Management Analysts	26,072
Computer Occupations, All Other	18,908
Customer Service Representatives	18,186
Sales Representatives, Wholesale and Manufacturing, Except Technical and Scientific Products	16,592
Project Management Specialists	16,524
Medical and Health Services Managers	14,181
Advertising and Promotions Managers	14,080

Following Occupations	Transitions
Human Resources Specialists	12,730
Postsecondary Teachers	11,172
Software Developers	10,796
Web Developers	9,984
Sales Representatives, Wholesale and Manufacturing, Technical and Scientific Products	9,801
Graphic Designers	9,622
Producers and Directors	8,586
Social and Community Service Managers	8,282
Executive Secretaries and Executive Administrative Assistants	7,993
Real Estate Sales Agents	7,992
Retail Salespersons	7,586
Social and Human Service Assistants	6,287
Training and Development Specialists	6,067
Secretaries and Administrative Assistants, Except Legal, Medical, and Executive	5,602
First-Line Supervisors of Retail Sales Workers	5,588
Education Administrators, Kindergarten through Secondary	5,085
Personal Financial Advisors	4,961
Securities, Commodities, and Financial Services Sales Agents	4,938
Property, Real Estate, and Community Association Managers	4,524
Natural Sciences Managers	4,281
Meeting, Convention, and Event Planners	4,115
Demonstrators and Product Promoters	4,010
Education Administrators, Postsecondary	3,989
Training and Development Managers	3,838
Sales Engineers	3,738

Following Occupations	Transitions
Accountants and Auditors	3,398
Financial and Investment Analysts	3,370
Insurance Sales Agents	3,269
Teaching Assistants, Postsecondary	3,247
Registered Nurses	3,222
Coaches and Scouts	3,167
Loan Officers	2,579
Sales and Related Workers, All Other	2,522
Compliance Officers	2,509
Educational, Guidance, and Career Counselors and Advisors	2,453
Lawyers	2,430
Operations Research Analysts	2,175
Food Service Managers	2,097
Construction Managers	1,953
Information Security Analysts	1,864
Life, Physical, and Social Science Technicians, All Other	1,788
Teaching Assistants, Except Postsecondary	1,696
Waiters and Waitresses	1,493
Bookkeeping, Accounting, and Auditing Clerks	1,310
Software Quality Assurance Analysts and Testers	1,072
Stockers and Order Fillers	1,009
First-Line Supervisors of Construction Trades and Extraction Workers	864
Security Guards	673
Human Resources Assistants, Except Payroll and Timekeeping	658
Electronics Engineers, Except Computer	431

Graduate Pipeline



156 Programs

551 programs can train for this job, while only 156 programs have produced completers in this region.



2,637 Completions (2021)

The completions from all regional institutions for all degree types.



8,438 Openings (2021)

The average number of openings for an occupation in the region is 37.

Top Programs	Completions (2021)
Business Administration and Ma...	248
Welding Technology/Welder	206
Psychology, General	115
Liberal Arts and Sciences, Gener...	94
Sociology, General	90

Top Schools	Completions (2021)
Northcentral Technical College	1,192
University of Wisconsin-Steven...	1,075
Mid-State Technical College	370

Appendix A (Occupations)

Code	Description
11-1011	Chief Executives
11-1021	General and Operations Managers
11-2021	Marketing Managers
11-2022	Sales Managers
11-3012	Administrative Services Managers
11-3013	Facilities Managers
11-3021	Computer and Information Systems Managers
11-3031	Financial Managers
11-3051	Industrial Production Managers
11-3061	Purchasing Managers
11-3071	Transportation, Storage, and Distribution Managers
11-3121	Human Resources Managers

Code	Description
11-9041	Architectural and Engineering Managers
11-9199	Managers, All Other
13-1028	Buyers and Purchasing Agents
13-1075	Labor Relations Specialists
13-1081	Logisticians
13-1199	Business Operations Specialists, All Other
15-1211	Computer Systems Analysts
15-1231	Computer Network Support Specialists
15-1232	Computer User Support Specialists
15-1244	Network and Computer Systems Administrators
15-1251	Computer Programmers
17-2031	Bioengineers and Biomedical Engineers

Code	Description
17-2041	Chemical Engineers
17-2051	Civil Engineers
17-2071	Electrical Engineers
17-2081	Environmental Engineers
17-2111	Health and Safety Engineers, Except Mining Safety Engineers and Inspectors
17-2112	Industrial Engineers
17-2131	Materials Engineers
17-2141	Mechanical Engineers
17-2161	Nuclear Engineers
17-2199	Engineers, All Other
17-3023	Electrical and Electronic Engineering Technologists and Technicians
17-3024	Electro-Mechanical and Mechatronics Technologists and Technicians

Code	Description
17-3025	Environmental Engineering Technologists and Technicians
17-3026	Industrial Engineering Technologists and Technicians
17-3027	Mechanical Engineering Technologists and Technicians
17-3028	Calibration Technologists and Technicians
17-3029	Engineering Technologists and Technicians, Except Drafters, All Other
19-2041	Environmental Scientists and Specialists, Including Health
19-5011	Occupational Health and Safety Specialists
19-5012	Occupational Health and Safety Technicians
41-1012	First-Line Supervisors of Non-Retail Sales Workers
43-1011	First-Line Supervisors of Office and Administrative Support Workers
43-2099	Communications Equipment Operators, All Other
43-5032	Dispatchers, Except Police, Fire, and Ambulance

Code	Description
43-5061	Production, Planning, and Expediting Clerks
43-5071	Shipping, Receiving, and Inventory Clerks
43-9051	Mail Clerks and Mail Machine Operators, Except Postal Service
45-4022	Logging Equipment Operators
47-2011	Boilermakers
47-2073	Operating Engineers and Other Construction Equipment Operators
47-2111	Electricians
47-2141	Painters, Construction and Maintenance
47-2152	Plumbers, Pipefitters, and Steamfitters
47-2211	Sheet Metal Workers
49-1011	First-Line Supervisors of Mechanics, Installers, and Repairers
49-2022	Telecommunications Equipment Installers and Repairers, Except Line Installers

Code	Description
49-2094	Electrical and Electronics Repairers, Commercial and Industrial Equipment
49-2098	Security and Fire Alarm Systems Installers
49-3031	Bus and Truck Mechanics and Diesel Engine Specialists
49-9041	Industrial Machinery Mechanics
49-9043	Maintenance Workers, Machinery
49-9044	Millwrights
49-9069	Precision Instrument and Equipment Repairers, All Other
49-9071	Maintenance and Repair Workers, General
49-9099	Installation, Maintenance, and Repair Workers, All Other
51-1011	First-Line Supervisors of Production and Operating Workers
51-2028	Electrical, Electronic, and Electromechanical Assemblers, Except Coil Winders, Tapers, and Finishers
51-2031	Engine and Other Machine Assemblers

Code	Description
51-2098	Miscellaneous Assemblers and Fabricators
51-3091	Food and Tobacco Roasting, Baking, and Drying Machine Operators and Tenders
51-3093	Food Cooking Machine Operators and Tenders
51-4021	Extruding and Drawing Machine Setters, Operators, and Tenders, Metal and Plastic
51-4023	Rolling Machine Setters, Operators, and Tenders, Metal and Plastic
51-4031	Cutting, Punching, and Press Machine Setters, Operators, and Tenders, Metal and Plastic
51-4033	Grinding, Lapping, Polishing, and Buffing Machine Tool Setters, Operators, and Tenders, Metal and Plastic
51-4034	Lathe and Turning Machine Tool Setters, Operators, and Tenders, Metal and Plastic
51-4035	Milling and Planing Machine Setters, Operators, and Tenders, Metal and Plastic
51-4041	Machinists
51-4051	Metal-Refining Furnace Operators and Tenders
51-4062	Patternmakers, Metal and Plastic

Code	Description
51-4071	Foundry Mold and Coremakers
51-4072	Molding, Coremaking, and Casting Machine Setters, Operators, and Tenders, Metal and Plastic
51-4081	Multiple Machine Tool Setters, Operators, and Tenders, Metal and Plastic
51-4111	Tool and Die Makers
51-4121	Welders, Cutters, Solderers, and Brazers
51-4122	Welding, Soldering, and Brazing Machine Setters, Operators, and Tenders
51-4191	Heat Treating Equipment Setters, Operators, and Tenders, Metal and Plastic
51-4192	Layout Workers, Metal and Plastic
51-4193	Plating Machine Setters, Operators, and Tenders, Metal and Plastic
51-4199	Metal Workers and Plastic Workers, All Other
51-5112	Printing Press Operators
51-5113	Print Binding and Finishing Workers

Code	Description
51-6031	Sewing Machine Operators
51-6091	Extruding and Forming Machine Setters, Operators, and Tenders, Synthetic and Glass Fibers
51-7041	Sawing Machine Setters, Operators, and Tenders, Wood
51-7042	Woodworking Machine Setters, Operators, and Tenders, Except Sawing
51-7099	Woodworkers, All Other
51-8011	Nuclear Power Reactor Operators
51-8013	Power Plant Operators
51-8021	Stationary Engineers and Boiler Operators
51-8031	Water and Wastewater Treatment Plant and System Operators
51-8099	Plant and System Operators, All Other
51-9011	Chemical Equipment Operators and Tenders
51-9012	Separating, Filtering, Clarifying, Precipitating, and Still Machine Setters, Operators, and Tenders

Code	Description
51-9021	Crushing, Grinding, and Polishing Machine Setters, Operators, and Tenders
51-9022	Grinding and Polishing Workers, Hand
51-9023	Mixing and Blending Machine Setters, Operators, and Tenders
51-9032	Cutting and Slicing Machine Setters, Operators, and Tenders
51-9041	Extruding, Forming, Pressing, and Compacting Machine Setters, Operators, and Tenders
51-9051	Furnace, Kiln, Oven, Drier, and Kettle Operators and Tenders
51-9061	Inspectors, Testers, Sorters, Samplers, and Weighers
51-9082	Medical Appliance Technicians
51-9111	Packaging and Filling Machine Operators and Tenders
51-9123	Painting, Coating, and Decorating Workers
51-9124	Coating, Painting, and Spraying Machine Setters, Operators, and Tenders
51-9161	Computer Numerically Controlled Tool Operators

Code	Description
51-9162	Computer Numerically Controlled Tool Programmers
51-9191	Adhesive Bonding Machine Operators and Tenders
51-9192	Cleaning, Washing, and Metal Pickling Equipment Operators and Tenders
51-9193	Cooling and Freezing Equipment Operators and Tenders
51-9194	Etchers and Engravers
51-9196	Paper Goods Machine Setters, Operators, and Tenders
51-9198	Helpers--Production Workers
51-9199	Production Workers, All Other
53-1047	First-Line Supervisors of Transportation and Material Moving Workers, Except Aircraft Cargo Handling Supervisors
53-3032	Heavy and Tractor-Trailer Truck Drivers

Code	Description
53-3033	Light Truck Drivers
53-6041	Traffic Technicians
53-7011	Conveyor Operators and Tenders
53-7021	Crane and Tower Operators
53-7051	Industrial Truck and Tractor Operators
53-7061	Cleaners of Vehicles and Equipment
53-7062	Laborers and Freight, Stock, and Material Movers, Hand
53-7063	Machine Feeders and Offbearers
53-7064	Packers and Packagers, Hand
53-7199	Material Moving Workers, All Other