

Science, Technology, Engineering & Mathematics (5-Digit SOC) in Marathon County, WI



200 Washington St Ste 120
Wausau, Wisconsin 54403-5530

Contents

What is Lightcast Data?	1
Report Parameters	2
Workforce Map	3
Executive Summary	4
Supply (Jobs)	5
Demographic Details	9
Compensation	11
Demand	12
What skills are they posting for?	18
Occupation Gain and Drain	19
Graduate Pipeline	26
Appendix A (Occupations)	27

What is Lightcast Data?

Lightcast data is a hybrid dataset derived from official government sources such as the US Census Bureau, Bureau of Economic Analysis, and Bureau of Labor Statistics. Leveraging the unique strengths of each source, our data modeling team creates an authoritative dataset that captures more than 99% of all workers in the United States. This core offering is then enriched with data from online social profiles, resumés, and job postings to give you a complete view of the workforce.

Lightcast data is frequently cited in major publications such as *The Atlantic*, *Forbes*, *Harvard Business Review*, *The New York Times*, *The Wall Street Journal*, and *USA Today*.



Report Parameters

89 Occupations

11-3013 Facilities Managers

11-9041 Architectural and Engineering Managers

15-1211 Computer Systems Analysts

15-1231 Computer Network Support Specialists

15-1241 Computer Network Architects

15-1244 Network and Computer Systems

Administrators

15-1251 Computer Programmers

15-1252 Software Developers

15-1254 Web Developers

See Appendix A for all 89 Occupations

1 County

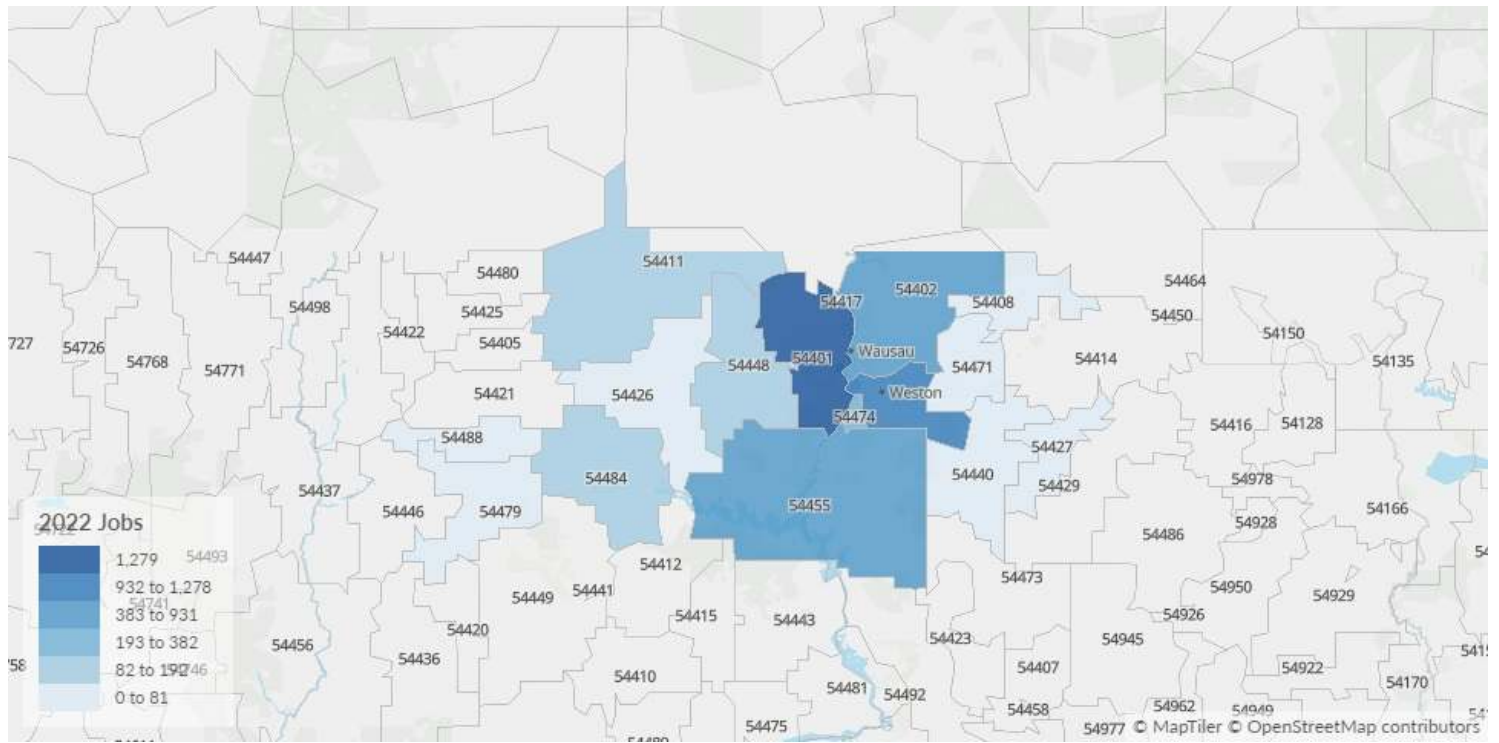
55073 Marathon County, WI

Class of Worker

QCEW Employees, Non-QCEW Employees, and Self-Employed

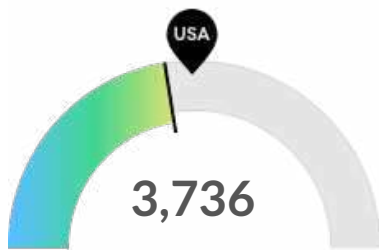
The information in this report pertains to the chosen occupations and geographical area.

Workforce Map



Executive Summary

Light Hiring Competition Over a Thin Supply of Regional Talent



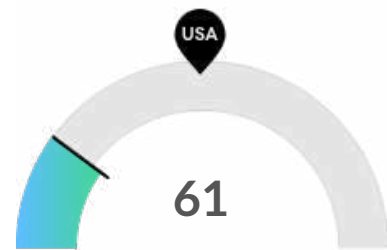
Supply (Jobs)

Marathon County, WI is not a hotspot for this kind of talent. The national average for an area this size is 4,343* employees, while there are 3,736 here.



Compensation

The cost for talent is low in Marathon County, WI. The national median salary for your occupations is \$83,221, while you'll pay \$67,609 here.



Demand (Job Postings)

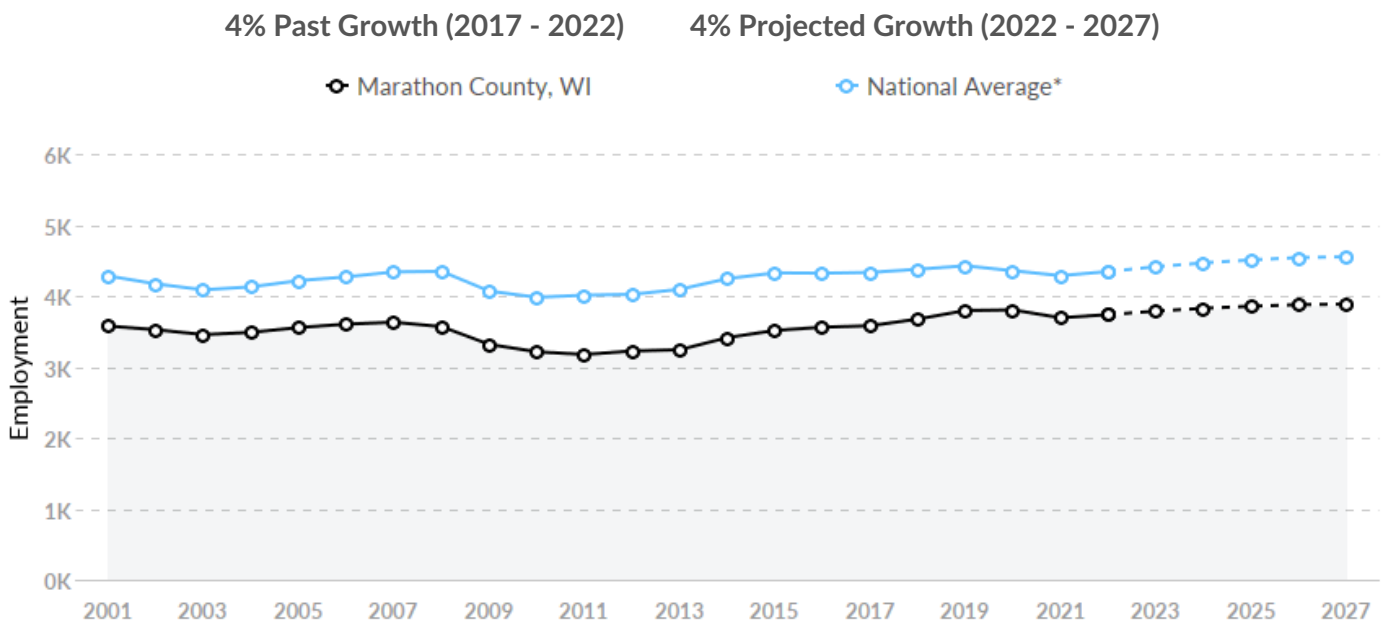
Competition from online job postings is low in Marathon County, WI. The national average for an area this size is 187* job postings/mo, while there are 61 here.

*National average values are derived by taking the national value for your occupations and scaling it down to account for the difference in overall workforce size between the nation and Marathon County, WI. In other words, the values represent the national average adjusted for region size.

Supply (Jobs)

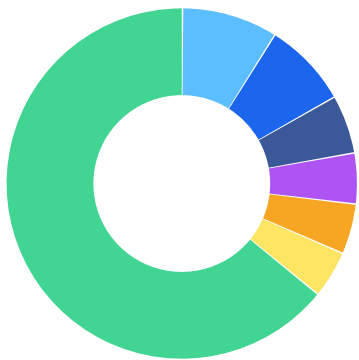
Supply Is Lower Than the National Average

The regional vs. national average employment helps you understand if the supply of your occupations is a strength or weakness for Marathon County, WI, and how it is changing relative to the nation. An average area of this size would have 4,343* employees, while there are 3,736 here. This lower than expected supply may make it more difficult to find candidates. The gap between expected and actual employment is expected to increase over the next 5 years.



*National average values are derived by taking the national value for your occupations and scaling it down to account for the difference in overall workforce size between the nation and Marathon County, WI. In other words, the values represent the national average adjusted for region size.

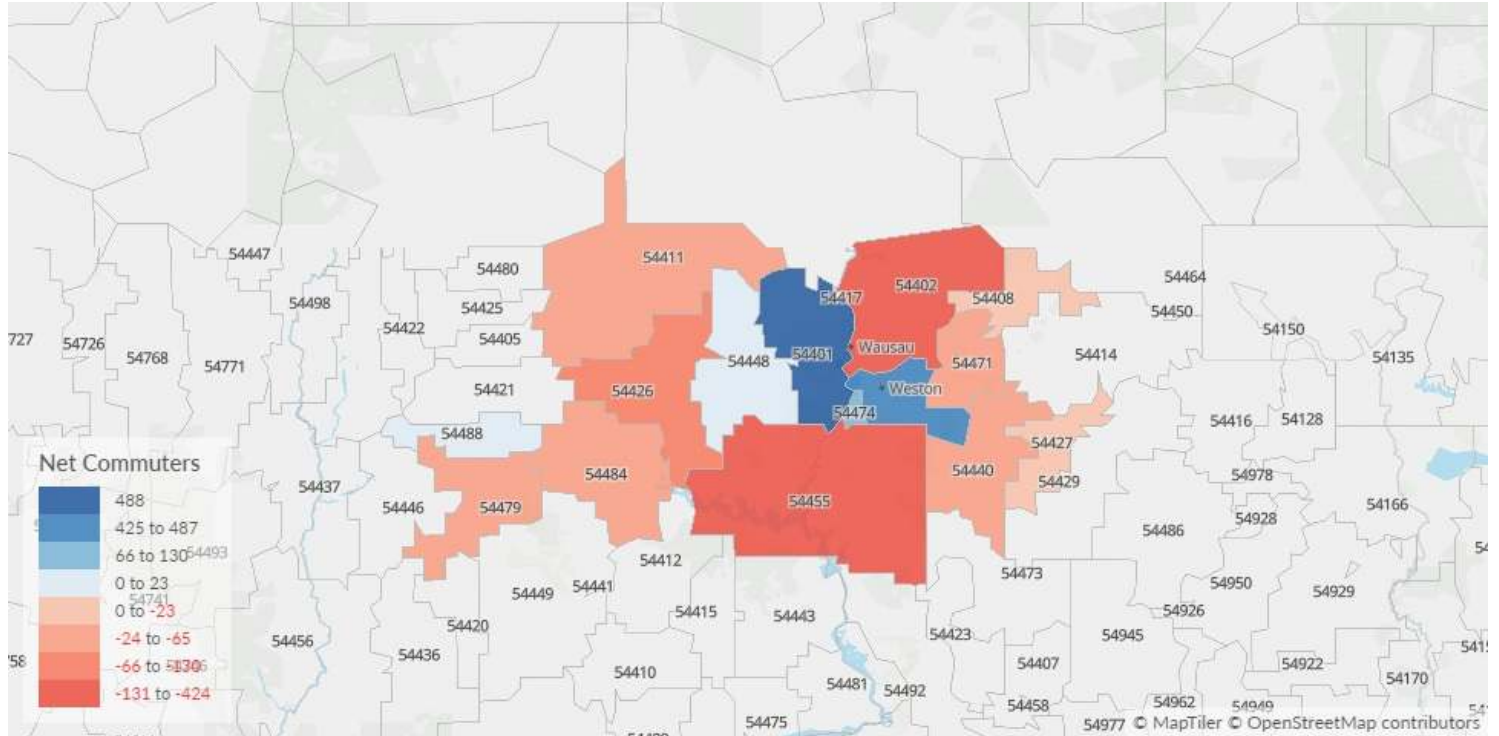
Most Jobs are Found in the Management of Companies and Enterprises Industry Sector



Industry	% of Occupation in Industry (2022)
Management of Companies and Enterprises	8.8%
Building Equipment Contractors	7.9%
Architectural, Engineering, and Related Services	5.4%
Commercial and Service Industry Machinery Manufacturing	4.7%
Insurance Carriers	4.6%
Ventilation, Heating, Air-Conditioning, and Commercial Refrigeration Equipment Manufacturing	4.4%
Other	64.2%

Place of Work vs Place of Residence

Understanding where talent in Marathon County, WI currently works compared to where talent lives can help you optimize site decisions.



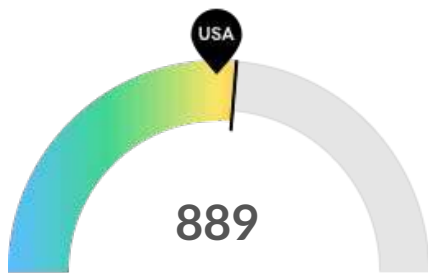
Where Talent Works

ZIP	Name	2022 Employment
54401	Wausau, WI (in Maratho...	1,279
54476	Schofield, WI (in Marath...	932
54403	Wausau, WI (in Maratho...	471
54455	Mosinee, WI (in Marath...	383
54474	Rothschild, WI (in Marat...	193

Where Talent Lives

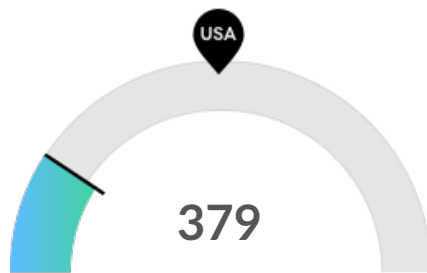
ZIP	Name	2022 Workers
54401	Wausau, WI (in Maratho...	791
54403	Wausau, WI (in Maratho...	602
54455	Mosinee, WI (in Marath...	532
54476	Schofield, WI (in Marath...	506
54411	Athens, WI (in Maratho...	123

Retirement Risk Is About Average, While Overall Diversity Is Low



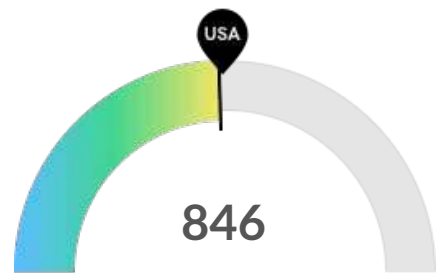
Retiring Soon

Retirement risk is about average in Marathon County, WI. The national average for an area this size is 823* employees 55 or older, while there are 889 here.



Racial Diversity

Racial diversity is low in Marathon County, WI. The national average for an area this size is 1,272* racially diverse employees, while there are 379 here.



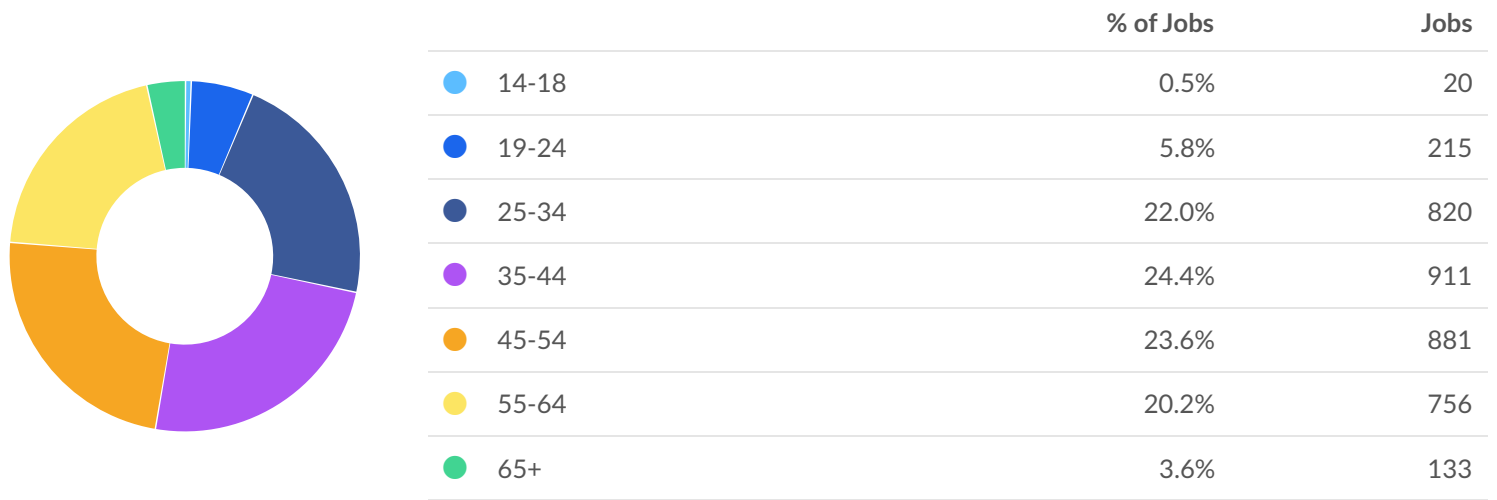
Gender Diversity

Gender diversity is about average in Marathon County, WI. The national average for an area this size is 867* female employees, while there are 846 here.

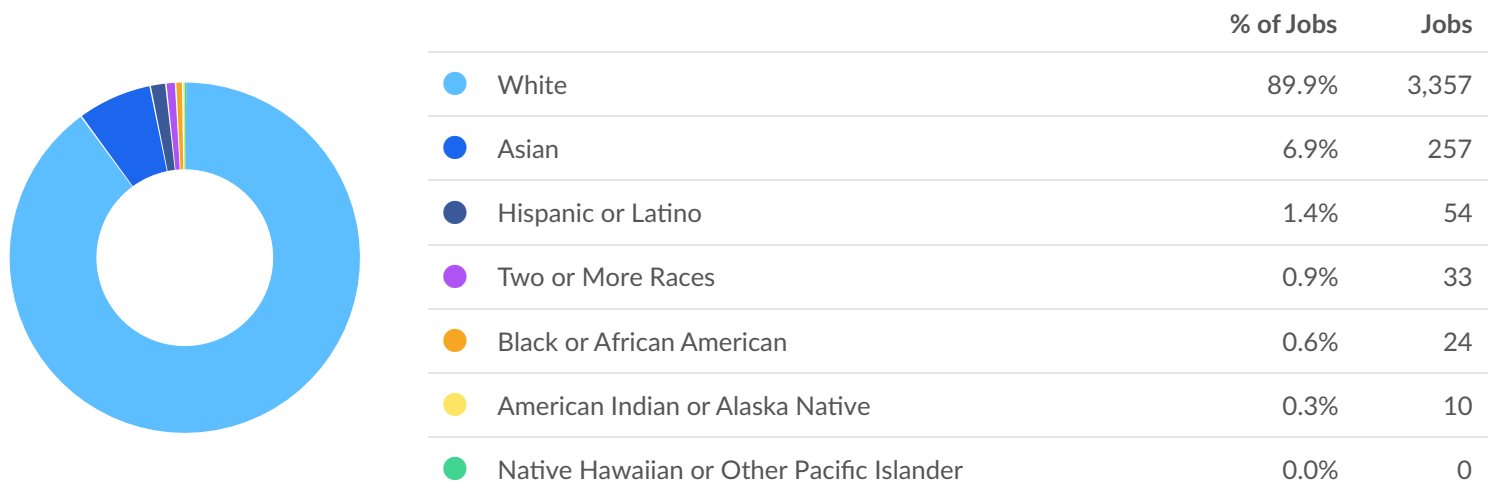
*National average values are derived by taking the national value for your occupations and scaling it down to account for the difference in overall workforce size between the nation and Marathon County, WI. In other words, the values represent the national average adjusted for region size.

Demographic Details

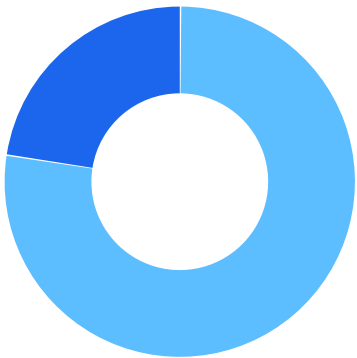
Occupation Age Breakdown



Occupation Race/Ethnicity Breakdown



Occupation Gender Breakdown



	% of Jobs	Jobs
● Males	77.4%	2,890
● Females	22.6%	846

Compensation

Talent Is 19% Cheaper, While the Cost of Living May Make Attraction Difficult

In 2021, the median compensation for your occupations in Marathon County, WI is \$67,609. Based on the national median wage of \$83,221 for this position, this means you will spend about 19% less to employ your occupations here. However, their actual purchasing power will be 19% less than the national median when we adjust for regional cost of living (which is 0% lower than average). This may make it harder to attract talent to the region at this price.



Demand



153 Employers Competing

All employers in the region who posted for this job over the last 12 months.



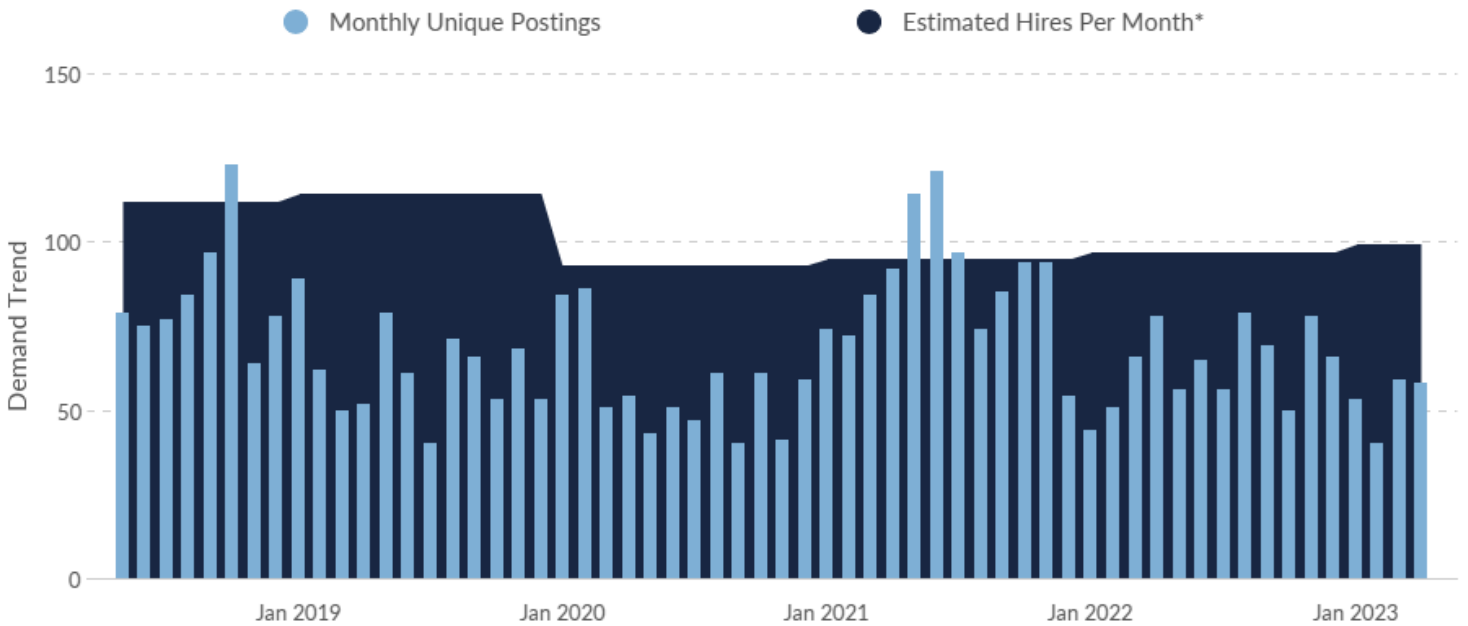
729 Unique Job Postings

The number of unique postings for this job over the last 12 months.



28 Day Median Duration

Posting duration is 2 days longer than what's typical in the region.













Occupation	Avg Monthly Postings (May 2022 - Apr 2023)	Avg Monthly Hires (May 2022 - Apr 2023)
Software Developers	6	7
Clinical Laboratory Technologists and Technicians	6	4
Industrial Engineering Technologists and Technicians	6	0

*A hire is reported by the Quarterly Workforce Indicators when an individual's Social Security Number appears on a company's payroll and was not there the quarter before. Lightcast hires are calculated using a combination of Lightcast jobs data, information on separation rates from the Bureau of Labor Statistics (BLS), and industry-based hires data from the Census Bureau.

Occupation	Avg Monthly Postings (May 2022 - Apr 2023)	Avg Monthly Hires (May 2022 - Apr 2023)
Computer Systems Analysts	3	6
Industrial Engineers	4	7
Electrical Engineers	2	1
Mechanical Engineers	3	4
Civil Engineers	2	2
Life, Physical, and Social Science Technicians, All Other	1	0
Electrical and Electronic Engineering Technologists and Technicians	2	0
Chemical Engineers	3	0
Computer Network Architects	1	0
Electricians	2	11
Mechanical Drafters	3	3
Architectural and Engineering Managers	1	1
Network and Computer Systems Administrators	2	5
Dietitians and Nutritionists	2	1
Sales Representatives, Wholesale and Manufacturing, Technical and Scientific Products	1	1
Data Scientists	1	0
Computer Programmers	1	2
Web Developers	0	1
Drafters, All Other	1	0
Telecommunications Equipment Installers and Repairers, Except Line Installers	1	3
Operations Research Analysts	1	0
Computer Network Support Specialists	0	1
Facilities Managers	1	2
Engineers, All Other	1	0

Occupation	Avg Monthly Postings (May 2022 - Apr 2023)	Avg Monthly Hires (May 2022 - Apr 2023)
Operating Engineers and Other Construction Equipment Operators	0	11
Engineering Technologists and Technicians, Except Drafters, All Other	0	0
Civil Engineering Technologists and Technicians	0	0
Health and Safety Engineers, Except Mining Safety Engineers and Inspectors	0	0
Medical Scientists, Except Epidemiologists	1	0
Survey Researchers	0	0
Mechanical Engineering Technologists and Technicians	0	3
Electrical and Electronics Drafters	1	0
Architectural and Civil Drafters	0	1
Electro-Mechanical and Mechatronics Technologists and Technicians	1	0
Sales Engineers	0	0
Hazardous Materials Removal Workers	0	0
Physicists	0	0
Environmental Engineers	1	0
Sound Engineering Technicians	0	0
Fire Inspectors and Investigators	0	0
Petroleum Engineers	0	0
Web and Digital Interface Designers	0	0
Computer Hardware Engineers	1	0
Dental Laboratory Technicians	0	0
Anthropologists and Archeologists	0	0
Technical Writers	0	0
Chemists	0	0

Occupation	Avg Monthly Postings (May 2022 - Apr 2023)	Avg Monthly Hires (May 2022 - Apr 2023)
Environmental Scientists and Specialists, Including Health	0	0
Geoscientists, Except Hydrologists and Geographers	0	0
Chemical Technicians	0	0
Electronics Engineers, Except Computer	0	0
Surveying and Mapping Technicians	0	0
Soil and Plant Scientists	0	0
Zoologists and Wildlife Biologists	0	0
Atmospheric and Space Scientists	0	0
Broadcast Technicians	0	0
Stationary Engineers and Boiler Operators	0	0
Microbiologists	0	0
Economists	0	0
Aerospace Engineers	0	0
Agricultural Engineers	0	0
Materials Engineers	0	0
Aerospace Engineering and Operations Technologists and Technicians	0	0
Biological Scientists, All Other	0	0
Conservation Scientists	0	0
Agricultural Technicians	0	0
Nuclear Technicians	0	0
Nuclear Power Reactor Operators	0	0

Top Companies	Unique Postings	Top Job Titles	Unique Postings
Greenheck Fan Corporation	71 	Maintenance Technicians	27 
Actalent	65 	Mechanical Designers	25 
Aspirus	53 	Process Engineers	24 
UnitedHealth Group	27 	Manufacturing Engineers	22 
Apogee Enterprises	17 	Mechanical Engineers	19 

Top Distinguishing Skills by Demand

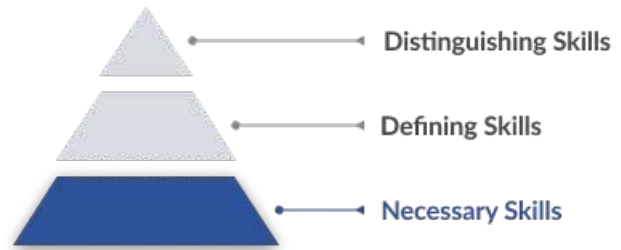
Not enough data to display Distinguishing Skills for this occupation.

Top Defining Skills by Demand

Not enough data to display Defining Skills for this occupation.

Top Necessary Skills by Demand

An occupation's Necessary Skills are the specialized skills required for that job and relevant across other similar jobs. An employee needs these skills as building blocks to perform the more complex Defining Skills.

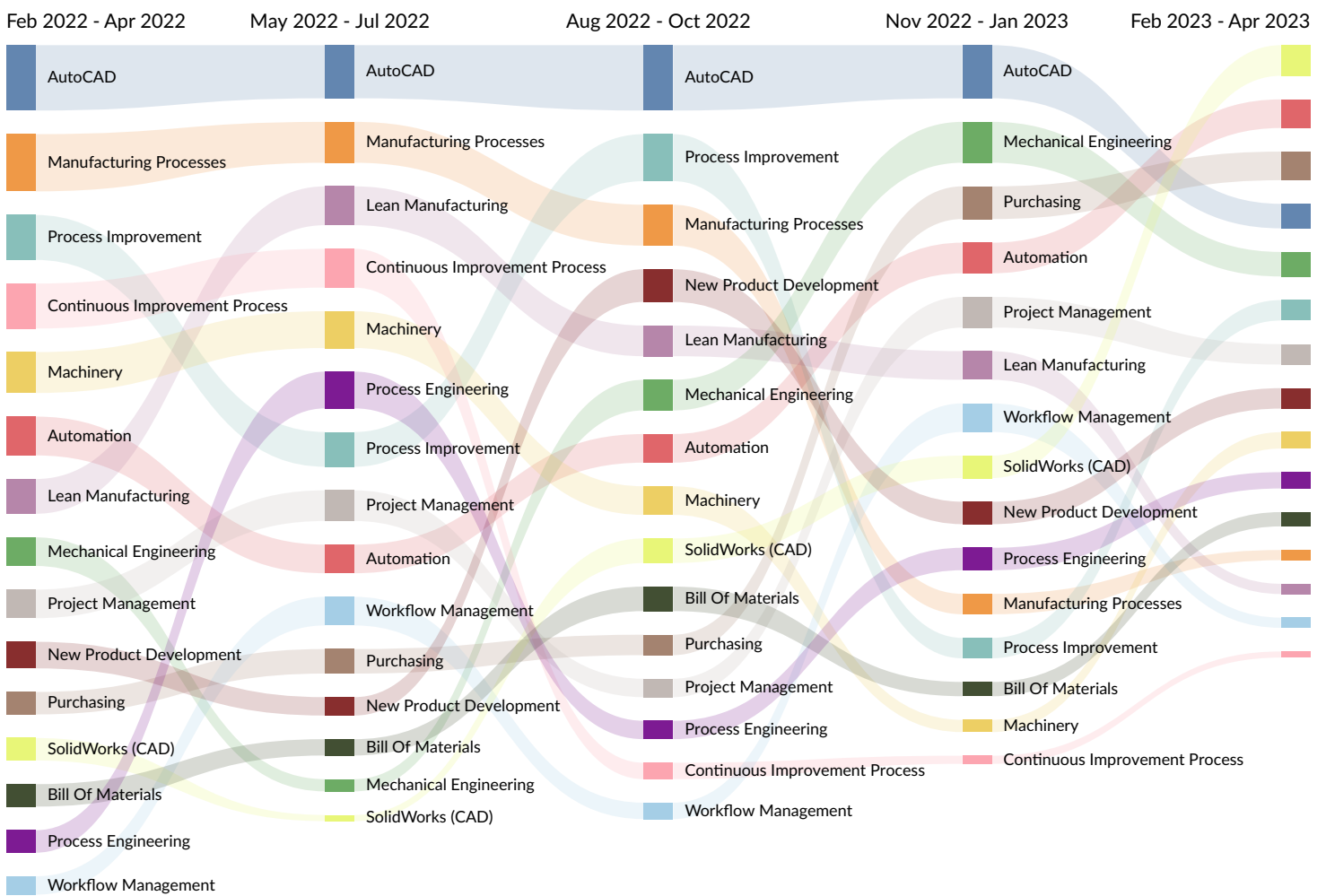


Skill	Salary Boosting	Job Postings Requesting
AutoCAD	✓	1,391
Valid Driver's License	✗	936
Computer Science	✓	735
Marketing	✗	731
Process Improvement	✗	712
Manufacturing Processes	✗	680
Machinery	✗	664
New Product Development	✗	662
Automation	✗	634
SQL (Programming Language)	✗	633

What skills are they posting for?

Top 15 Skills for Your Selected Job Types by Quarter

Skills help us understand the direction an occupation is headed.



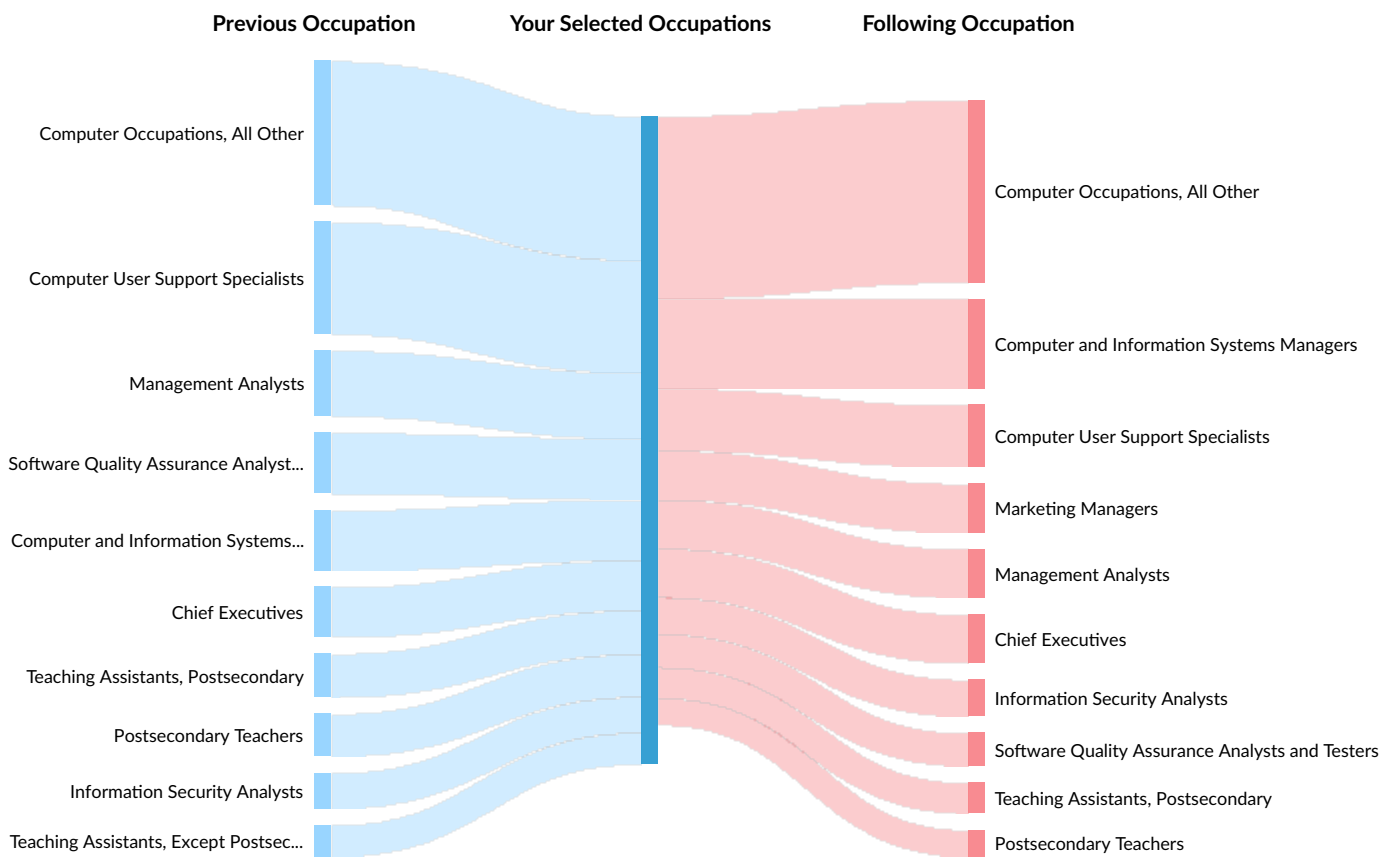
Occupation Gain and Drain

Occupation Gain and Drain

The table below analyzes the profiles of current and past people in your selected occupations. The left column shows job transitions from other occupations to your selected occupations. The right column shows job transitions from your selected occupations to other occupations.

Please note, results are only available at the national level and the 2 and 5 digit SOC level. Other SOC levels will be converted to 5-digit SOC. Also your selection has been limited to 100 occupations.

The following represents the job transitions of employees in your selected occupations in the United States:



Previous Occupations	Transitions
Computer Occupations, All Other	50,528
Computer User Support Specialists	39,414
Management Analysts	22,962

Previous Occupations	Transitions
Software Quality Assurance Analysts and Testers	21,362
Computer and Information Systems Managers	21,245
Chief Executives	17,533
Teaching Assistants, Postsecondary	15,306
Postsecondary Teachers	14,956
Information Security Analysts	12,527
Teaching Assistants, Except Postsecondary	11,071
Marketing Managers	10,796
Market Research Analysts and Marketing Specialists	10,323
First-Line Supervisors of Office and Administrative Support Workers	9,088
Managers, All Other	8,341
Database Administrators	7,874
General and Operations Managers	7,750
Business Operations Specialists, All Other	7,053
Computer and Information Research Scientists	5,916
Graphic Designers	4,866
Customer Service Representatives	4,682
Project Management Specialists	4,524
Retail Salespersons	4,291
Sales Managers	4,005
Secretaries and Administrative Assistants, Except Legal, Medical, and Executive	3,600
Producers and Directors	3,481
Teachers and Instructors, All Other	3,381
Training and Development Specialists	3,375
First-Line Supervisors of Production and Operating Workers	3,252

Previous Occupations	Transitions
Social and Human Service Assistants	3,225
Financial Managers	3,058
Tutors	2,799
Human Resources Specialists	2,622
Secondary School Teachers, Except Special and Career/Technical Education	2,292
Public Relations Specialists	2,089
Sales Representatives of Services, Except Advertising, Insurance, Financial Services, and Travel	2,078
Financial and Investment Analysts	1,982
Public Relations Managers	1,766
Accountants and Auditors	1,759
First-Line Supervisors of Mechanics, Installers, and Repairers	1,613
Biological Technicians	1,607
Educational, Guidance, and Career Counselors and Advisors	1,567
Social Science Research Assistants	1,524
Natural Sciences Managers	1,497
Inspectors, Testers, Sorters, Samplers, and Weighers	1,408
Coaches and Scouts	1,398
Sales Representatives, Wholesale and Manufacturing, Except Technical and Scientific Products	1,357
Industrial Production Managers	1,334
Stockers and Order Fillers	1,315
Executive Secretaries and Executive Administrative Assistants	1,262
Waiters and Waitresses	1,244
Maintenance and Repair Workers, General	1,237
Social and Community Service Managers	1,149

Previous Occupations	Transitions
Commercial and Industrial Designers	1,035
Transportation, Storage, and Distribution Managers	1,034
Compliance Officers	1,025
Human Resources Managers	999
Medical and Health Services Managers	965
Editors	927
Construction Managers	907
Logisticians	875
Registered Nurses	862
First-Line Supervisors of Construction Trades and Extraction Workers	764
Buyers and Purchasing Agents	628
Medical Assistants	521
Occupational Health and Safety Specialists	258
Following Occupations	Transitions
Computer Occupations, All Other	63,873
Computer and Information Systems Managers	31,420
Computer User Support Specialists	21,728
Marketing Managers	17,213
Management Analysts	17,152
Chief Executives	17,035
Information Security Analysts	12,952
Software Quality Assurance Analysts and Testers	11,611
Teaching Assistants, Postsecondary	10,789
Postsecondary Teachers	9,400

Following Occupations	Transitions
First-Line Supervisors of Office and Administrative Support Workers	8,902
Managers, All Other	8,159
General and Operations Managers	7,678
Market Research Analysts and Marketing Specialists	6,880
Teaching Assistants, Except Postsecondary	5,665
Project Management Specialists	5,079
Business Operations Specialists, All Other	5,024
Computer and Information Research Scientists	4,437
Producers and Directors	4,430
Database Administrators	4,221
Sales Managers	4,206
Graphic Designers	3,020
Financial Managers	2,887
Architects, Except Landscape and Naval	2,846
Human Resources Specialists	2,585
Customer Service Representatives	2,559
Training and Development Specialists	2,528
First-Line Supervisors of Production and Operating Workers	2,328
Retail Salespersons	2,195
Social and Human Service Assistants	2,143
Secretaries and Administrative Assistants, Except Legal, Medical, and Executive	1,957
Public Relations Managers	1,924
Commercial and Industrial Designers	1,783
Teachers and Instructors, All Other	1,765

Following Occupations	Transitions
Sales Representatives of Services, Except Advertising, Insurance, Financial Services, and Travel	1,588
Industrial Production Managers	1,362
First-Line Supervisors of Mechanics, Installers, and Repairers	1,345
Public Relations Specialists	1,311
Education Administrators, Kindergarten through Secondary	1,223
Tutors	1,219
Natural Sciences Managers	1,204
Social and Community Service Managers	1,185
Executive Secretaries and Executive Administrative Assistants	1,169
Medical and Health Services Managers	1,158
Educational, Guidance, and Career Counselors and Advisors	1,135
Secondary School Teachers, Except Special and Career/Technical Education	1,016
Accountants and Auditors	964
Financial and Investment Analysts	961
Human Resources Managers	960
Transportation, Storage, and Distribution Managers	896
Sales Representatives, Wholesale and Manufacturing, Except Technical and Scientific Products	864
Inspectors, Testers, Sorters, Samplers, and Weighers	779
Construction Managers	753
Biological Technicians	739
Compliance Officers	636
Registered Nurses	598
Maintenance and Repair Workers, General	584
Editors	565

Following Occupations	Transitions
First-Line Supervisors of Construction Trades and Extraction Workers	558
Physicians, All Other	528
Logisticians	470
Buyers and Purchasing Agents	362
Medical Assistants	277
Occupational Health and Safety Specialists	174

Graduate Pipeline



63 Programs

701 programs can train for this job, while only 63 programs have produced completers in this region.



728 Completions (2021)

The completions from all regional institutions for all degree types.



372 Openings (2021)

The average number of openings for an occupation in the region is 13.

Top Programs	Completions (2021)
Business Administration and Ma...	57
Computer Programming/Progra...	53
Electromechanical/Electromech...	47
Human Resources Management...	38
Computer Support Specialist	36

Top Schools	Completions (2021)
Northcentral Technical College	728

Appendix A (Occupations)

Code	Description
11-3013	Facilities Managers
11-9041	Architectural and Engineering Managers
15-1211	Computer Systems Analysts
15-1231	Computer Network Support Specialists
15-1241	Computer Network Architects
15-1244	Network and Computer Systems Administrators
15-1251	Computer Programmers
15-1252	Software Developers
15-1254	Web Developers
15-1255	Web and Digital Interface Designers
15-2021	Mathematicians
15-2031	Operations Research Analysts

Code	Description
15-2041	Statisticians
15-2051	Data Scientists
17-1021	Cartographers and Photogrammetrists
17-2011	Aerospace Engineers
17-2021	Agricultural Engineers
17-2031	Bioengineers and Biomedical Engineers
17-2041	Chemical Engineers
17-2051	Civil Engineers
17-2061	Computer Hardware Engineers
17-2071	Electrical Engineers
17-2072	Electronics Engineers, Except Computer
17-2081	Environmental Engineers

Code	Description
17-2111	Health and Safety Engineers, Except Mining Safety Engineers and Inspectors
17-2112	Industrial Engineers
17-2121	Marine Engineers and Naval Architects
17-2131	Materials Engineers
17-2141	Mechanical Engineers
17-2151	Mining and Geological Engineers, Including Mining Safety Engineers
17-2161	Nuclear Engineers
17-2171	Petroleum Engineers
17-2199	Engineers, All Other
17-3011	Architectural and Civil Drafters
17-3012	Electrical and Electronics Drafters
17-3013	Mechanical Drafters

Code	Description
17-3019	Drafters, All Other
17-3021	Aerospace Engineering and Operations Technologists and Technicians
17-3022	Civil Engineering Technologists and Technicians
17-3023	Electrical and Electronic Engineering Technologists and Technicians
17-3024	Electro-Mechanical and Mechatronics Technologists and Technicians
17-3025	Environmental Engineering Technologists and Technicians
17-3026	Industrial Engineering Technologists and Technicians
17-3027	Mechanical Engineering Technologists and Technicians
17-3029	Engineering Technologists and Technicians, Except Drafters, All Other
17-3031	Surveying and Mapping Technicians
19-1013	Soil and Plant Scientists
19-1021	Biochemists and Biophysicists

Code	Description
19-1022	Microbiologists
19-1023	Zoologists and Wildlife Biologists
19-1029	Biological Scientists, All Other
19-1031	Conservation Scientists
19-1042	Medical Scientists, Except Epidemiologists
19-2011	Astronomers
19-2012	Physicists
19-2021	Atmospheric and Space Scientists
19-2031	Chemists
19-2032	Materials Scientists
19-2041	Environmental Scientists and Specialists, Including Health
19-2042	Geoscientists, Except Hydrologists and Geographers

Code	Description
19-2043	Hydrologists
19-3011	Economists
19-3022	Survey Researchers
19-3091	Anthropologists and Archeologists
19-4012	Agricultural Technicians
19-4031	Chemical Technicians
19-4051	Nuclear Technicians
19-4099	Life, Physical, and Social Science Technicians, All Other
27-3042	Technical Writers
27-4012	Broadcast Technicians
27-4014	Sound Engineering Technicians
29-1031	Dietitians and Nutritionists

Code	Description
29-2018	Clinical Laboratory Technologists and Technicians
33-2021	Fire Inspectors and Investigators
41-4011	Sales Representatives, Wholesale and Manufacturing, Technical and Scientific Products
41-9031	Sales Engineers
47-2073	Operating Engineers and Other Construction Equipment Operators
47-2111	Electricians
47-4041	Hazardous Materials Removal Workers
49-2022	Telecommunications Equipment Installers and Repairers, Except Line Installers
51-8011	Nuclear Power Reactor Operators

Code	Description
51-8012	Power Distributors and Dispatchers
51-8021	Stationary Engineers and Boiler Operators
51-9081	Dental Laboratory Technicians
51-9083	Ophthalmic Laboratory Technicians
53-2011	Airline Pilots, Copilots, and Flight Engineers
53-4011	Locomotive Engineers
53-4013	Rail Yard Engineers, Dinkey Operators, and Hostlers
53-5031	Ship Engineers